

CUNNINGHAM TOWNSHIP BOARD

Monday, August 14, 2023

6 p.m.

400S. Vine Street, Urbana, IL 61801

AGENDA

1. ROLL CALL

2. APPROVAL OF MINUTES

a. June 12, 2023 Public Hearing

b. June 12, 2023

3. ADDITIONS TO THE AGENDA

4. PUBLIC PARTICIPATION

5. COMMITTEE TO VERIFY BILLS

a. Town Fund

b. General Assistance Fund

6. REPORTS OF OFFICERS

7. UNFINISHED BUSINESS

8. NEW BUSINESS

a. **Ordinance No. T-2023-08-002:** An Ordinance Approving the Cunningham Township Annual Budget for FY2024

b. **Ordinance No. T-2023-08-003:** An Ordinance Approving the Cunningham Township Annual Budget for FY2023 (Revised)

9. ADJOURNMENT

10:16 AM

08/09/23

Cash Basis

Cunningham Township

Income and Expenses by Division

June 6 through July 3, 2023

	Supervisor Unrestri... (Town Fund)	Assessor Unrestri... (Town Fund)	Total Town Fund	GA Fund	TOTAL
Ordinary Income/Expense					
Income					
4009 · TAXES					
4010 · Property Tax - Current Year	217,542.16	0.00	217,542.16	217,542.15	435,084.31
Total 4009 · TAXES	217,542.16	0.00	217,542.16	217,542.15	435,084.31
4020 · GRANTS AND REIMBURSEMENTS					
4023 · State of Illinois DHS	0.00	0.00	0.00	10,448.41	10,448.41
Total 4020 · GRANTS AND REIMBURSEMENTS	0.00	0.00	0.00	10,448.41	10,448.41
4030 · SSI Reimbursements	0.00	0.00	0.00	325.00	325.00
4035 · DONATIONS AND GIFTS					
4039 · Angel Donor - Cash and Checks	0.00	0.00	0.00	5,100.00	5,100.00
Total 4035 · DONATIONS AND GIFTS	0.00	0.00	0.00	5,100.00	5,100.00
4045 · Program Fees	0.00	0.00	0.00	180.00	180.00
4050 · OTHER INCOME					
4041 · Interest Income	4,005.07	0.00	4,005.07	4,005.08	8,010.15
Total 4050 · OTHER INCOME	4,005.07	0.00	4,005.07	4,005.08	8,010.15
Total Income	221,547.23	0.00	221,547.23	237,600.64	459,147.87
Gross Profit	221,547.23	0.00	221,547.23	237,600.64	459,147.87
Expense					
6000 · PERSONNEL					
6010 · SUPERVISOR'S SALARY	5,390.00	0.00	5,390.00	0.00	5,390.00
6011 · ASSESSOR'S SALARY	0.00	5,390.00	5,390.00	0.00	5,390.00
6012 · CLERK'S SALARY	288.92	0.00	288.92	0.00	288.92
6013 · SALARIES - OTHERS	4,000.00	19,863.67	23,863.67	29,707.38	53,571.05
Total 6000 · PERSONNEL	9,678.92	25,253.67	34,932.59	29,707.38	64,639.97
6030 · PERSONNEL OTHER EXPENSES					
6009 · PAYROLL EXPENSES	5.25	10.50	15.75	61.25	77.00
6040 · HEALTH INSURANCE	2,625.04	605.16	3,230.20	6,015.75	9,245.95
6050 · IMRF	81.66	108.50	190.16	214.65	404.81
6060 · FICA	715.26	1,901.93	2,617.19	2,283.81	4,901.00
6070 · UNEMPLOYMENT COMP INS	0.00	69.63	69.63	103.33	172.96
Total 6030 · PERSONNEL OTHER EXPENSES	3,427.21	2,695.72	6,122.93	8,678.79	14,801.72
6100 · ADMINISTRATION					
6110 · Training	0.00	0.00	0.00	195.00	195.00
6210 · Legal	675.00	5,222.50	5,897.50	675.00	6,572.50
6215 · Admin Services	145.59	0.00	145.59	277.59	423.18
6240 · Computer Service/Software	16.78	1,352.99	1,369.77	16.79	1,386.56
6270 · Appraisals	0.00	5,194.50	5,194.50	0.00	5,194.50
6283 · Janitorial	250.00	200.00	450.00	250.00	700.00
6310 · Supplies	1,180.81	-47.60	1,133.21	480.10	1,613.31
6350 · Printing	27.94	0.00	27.94	27.94	55.88
6411 · Equipment Purchase (< \$5,000)	43.72	0.00	43.72	1,042.73	1,086.45
6421 · Bldg Repairs/Maintenance					
6422 · Repairs Reimbursements	37.75	0.00	37.75	30.00	67.75
6421 · Bldg Repairs/Maintenance - Other	935.09	0.00	935.09	1,212.48	2,147.57
Total 6421 · Bldg Repairs/Maintenance	972.84	0.00	972.84	1,242.48	2,215.32
6429 · Property Acquisition/Rent	0.00	6,000.00	6,000.00	0.00	6,000.00
6430 · Utilities	173.83	0.00	173.83	1,356.35	1,530.18
6440 · Telephone and Internet	209.89	187.37	397.26	255.90	653.16
6520 · Vehicle Maintenance	0.00	0.00	0.00	25.00	25.00
6522 · Misc Expenses	23.75	0.00	23.75	23.75	47.50
Total 6100 · ADMINISTRATION	3,720.15	18,109.76	21,829.91	5,868.63	27,698.54
6700 · PROGRAMS					
6720 · General Assistance					
6725 · Personal Allowances (GA) Checks					
6726 · Housing Allow. (GA) Vendor Pay	0.00	0.00	0.00	1,304.00	1,304.00
6727 · GA Employment / Education	0.00	0.00	0.00	5,940.18	5,940.18
6725 · Personal Allowances (GA) Checks - Other	0.00	0.00	0.00	14,011.00	14,011.00
Total 6725 · Personal Allowances (GA) Checks	0.00	0.00	0.00	21,255.18	21,255.18
Total 6720 · General Assistance	0.00	0.00	0.00	21,255.18	21,255.18
6730 · Housing Assistance					
6739 · Program Utilities	0.00	0.00	0.00	2,840.91	2,840.91
6732 · Rental Assistance (RA)	0.00	0.00	0.00	17,602.31	17,602.31
6733 · Move-in Assistance	0.00	0.00	0.00	598.00	598.00
6734 · Rapid Rehousing - ESG	0.00	0.00	0.00	1,000.00	1,000.00
6735 · Emergency Housing - ESG	0.00	0.00	0.00	2,275.00	2,275.00
Total 6730 · Housing Assistance	0.00	0.00	0.00	24,316.22	24,316.22
6728 · Outside Services	0.00	0.00	0.00	84.90	84.90
6737 · Program Supplies - Other	0.00	0.00	0.00	1,256.13	1,256.13

10:16 AM

08/09/23

Cash Basis

Cunningham Township
Income and Expenses by Division
June 6 through July 3, 2023

	Supervisor Unrest...	Assessor Unrestri...	Total Town Fund	GA Fund	TOTAL
	(Town Fund)	(Town Fund)			
6738 · Food Assistance	0.00	0.00	0.00	1,173.69	1,173.69
6729 · Transportation Assistance	0.00	0.00	0.00	387.00	387.00
6779 · Utility Expenses	0.00	0.00	0.00	23,361.37	23,361.37
6770 · Angel Donor Expenses	0.00	0.00	0.00	275.00	275.00
6778 · Solidarity Gardens	0.00	0.00	0.00	240.00	240.00
6795 · Intern/Volunteer Program	0.00	0.00	0.00	750.00	750.00
6797 · Event Expenses	68.60	0.00	68.60	333.99	402.59
6798 · Other Grants	1,740.97	0.00	1,740.97	0.00	1,740.97
Total 6700 · PROGRAMS	1,809.57	0.00	1,809.57	73,433.48	75,243.05
Total Expense	18,635.85	46,059.15	64,695.00	117,688.28	182,383.28
Net Ordinary Income	202,911.38	-46,059.15	156,852.23	119,912.36	276,764.59
Net Income	202,911.38	-46,059.15	156,852.23	119,912.36	276,764.59

10:20 AM

08/09/23

Cash Basis

Cunningham Township
Bills and Payroll
June 6 through July 3, 2023

Date	Name	Memo	Paid Amount
Ordinary Income/Expense			
Income			
4009 · TAXES			
4010 · Property Tax - Current Year			
06/29/2023	CHAMPAIGN COUNTY	Property Tax 2nd Distribution	217,542.16
06/29/2023	CHAMPAIGN COUNTY	Property Tax 2nd Distribution	217,542.15
Total 4010 · Property Tax - Current Year			435,084.31
Total 4009 · TAXES			435,084.31
4020 · GRANTS AND REIMBURSEMENTS			
4023 · State of Illinois DHS			
06/29/2023	STATE OF ILLINOIS	ESG Apr 2023	10,448.41
Total 4023 · State of Illinois DHS			10,448.41
Total 4020 · GRANTS AND REIMBURSEMENTS			10,448.41
4030 · SSI Reimbursements			
06/29/2023	STATE OF ILLINOIS	SSI Reimbursement - TML	325.00
Total 4030 · SSI Reimbursements			325.00
4035 · DONATIONS AND GIFTS			
4039 · Angel Donor - Cash and Checks			
06/15/2023	ANON - Whitney Street	Recurring Angel Donations	100.00
06/29/2023	Martell, Joshua and Shawna	Angel Fund Donations	5,000.00
Total 4039 · Angel Donor - Cash and Checks			5,100.00
Total 4035 · DONATIONS AND GIFTS			5,100.00
4050 · OTHER INCOME			
4041 · Interest Income			
06/30/2023	ILLINOIS FUNDS	Interest Income	2,447.80
06/30/2023	ILLINOIS FUNDS	Interest Income	2,447.80
06/30/2023	BUSEY BANK	Interest Income	1,557.28
06/30/2023	BUSEY BANK	Interest Income	1,557.27
Total 4041 · Interest Income			8,010.15
Total 4050 · OTHER INCOME			8,010.15
Total Income			458,967.87
Gross Profit			458,967.87
Expense			
6000 · PERSONNEL			
6010 · SUPERVISOR'S SALARY			
06/09/2023	DANIELLE L. CHYNOWETH	Direct Deposit	2,695.00
06/23/2023	DANIELLE L. CHYNOWETH	Direct Deposit	2,695.00
Total 6010 · SUPERVISOR'S SALARY			5,390.00
6011 · ASSESSOR'S SALARY			
06/09/2023	Ivana Owona	Direct Deposit	2,695.00
06/23/2023	Ivana Owona	Direct Deposit	2,695.00
Total 6011 · ASSESSOR'S SALARY			5,390.00
6012 · CLERK'S SALARY			
06/09/2023	PHYLLIS D CLARK	Direct Deposit	144.46
06/23/2023	PHYLLIS D CLARK	Direct Deposit	144.46
Total 6012 · CLERK'S SALARY			288.92
6013 · SALARIES - OTHERS			
06/09/2023	Nicole Philyaw	Direct Deposit	2,000.00
06/09/2023	Jada Harris	Direct Deposit	4,540.00
06/09/2023	Norma K Rosson	Direct Deposit	1,000.00

10:20 AM

08/09/23

Cash Basis

Cunningham Township
Bills and Payroll
June 6 through July 3, 2023

Date	Name	Memo	Paid Amount
06/09/2023	Norma K Rosson	Direct Deposit	964.17
06/09/2023	TANMAYSINGH R RAJPUT	Direct Deposit	1,000.00
06/09/2023	TANMAYSINGH R RAJPUT	Direct Deposit	331.00
06/09/2023	WAYNE T WILLIAMS	Direct Deposit	1,500.00
06/09/2023	William Harris	Direct Deposit	2,400.00
06/09/2023	Brittany Tuten	Direct Deposit	1,288.57
06/09/2023	Brittany Tuten	Direct Deposit	141.75
06/09/2023	Destiny Coffey	Direct Deposit	1,223.40
06/09/2023	Destiny Coffey	Direct Deposit	0.00
06/09/2023	Destiny Coffey	Direct Deposit	0.00
06/09/2023	Destiny Coffey	Direct Deposit	0.00
06/09/2023	Destiny Coffey	Direct Deposit	135.00
06/09/2023	ELIZABETH PERRACHIONE	Direct Deposit	107.31
06/09/2023	ELIZABETH PERRACHIONE	Direct Deposit	978.10
06/09/2023	Ioline Regibeau	Direct Deposit	968.15
06/09/2023	Ioline Regibeau	Direct Deposit	0.00
06/09/2023	Ioline Regibeau	Direct Deposit	119.00
06/09/2023	Ioline Regibeau	Direct Deposit	119.00
06/09/2023	Ioline Regibeau	Direct Deposit	0.00
06/09/2023	JAZMINE HERNANDEZ	Direct Deposit	1,012.93
06/09/2023	JAZMINE HERNANDEZ	Direct Deposit	394.83
06/09/2023	JAZMINE HERNANDEZ	Direct Deposit	592.24
06/09/2023	Jenny Goodwine	Direct Deposit	128.80
06/09/2023	Jenny Goodwine	Direct Deposit	963.55
06/09/2023	Melissa Stone		320.25
06/09/2023	SHAYA . ROBINSON	Direct Deposit	941.64
06/09/2023	SHAYA . ROBINSON	Direct Deposit	136.38
06/09/2023	SHAYA . ROBINSON	Direct Deposit	0.00
06/09/2023	SHAYA . ROBINSON	Direct Deposit	287.36
06/09/2023	SHAYA . ROBINSON	Direct Deposit	0.00
06/09/2023	SHAYA . ROBINSON	Direct Deposit	0.00
06/09/2023	JEN STRAUB	Direct Deposit	628.87
06/09/2023	JEN STRAUB	Direct Deposit	195.10
06/09/2023	JEN STRAUB	Direct Deposit	97.55
06/09/2023	MARTEL MILLER	Direct Deposit	1,299.69
06/09/2023	MARTEL MILLER	Direct Deposit	136.57
06/09/2023	KYLE PATTERSON	Direct Deposit	929.00
06/09/2023	KYLE PATTERSON	Direct Deposit	63.63
06/09/2023	KYLE PATTERSON	Direct Deposit	63.63
06/09/2023	KYLE PATTERSON	Direct Deposit	138.46
06/09/2023	LILYIA GARCIA	Direct Deposit	1,200.09
06/09/2023	LILYIA GARCIA	Direct Deposit	136.12
06/09/2023	LILYIA GARCIA	Direct Deposit	19.45
06/09/2023	LILYIA GARCIA	Direct Deposit	9.72
06/23/2023	Jada Harris	Direct Deposit	2,540.00
06/23/2023	Norma K Rosson	Direct Deposit	300.00
06/23/2023	Norma K Rosson	Direct Deposit	740.83
06/23/2023	TANMAYSINGH R RAJPUT	Direct Deposit	500.00
06/23/2023	TANMAYSINGH R RAJPUT	Direct Deposit	647.67
06/23/2023	WAYNE T WILLIAMS	Direct Deposit	1,500.00
06/23/2023	William Harris	Direct Deposit	1,900.00
06/23/2023	Nicole Philyaw	Direct Deposit	1,624.29
06/23/2023	Nicole Philyaw	Direct Deposit	200.00
06/23/2023	Nicole Philyaw	Direct Deposit	27.14
06/23/2023	Nicole Philyaw	Direct Deposit	148.57
06/23/2023	Brittany Tuten	Direct Deposit	1,153.58
06/23/2023	Brittany Tuten	Direct Deposit	141.75
06/23/2023	Brittany Tuten	Direct Deposit	141.75
06/23/2023	Destiny Coffey	Direct Deposit	1,086.30
06/23/2023	Destiny Coffey	Direct Deposit	135.00
06/23/2023	Destiny Coffey	Direct Deposit	0.00
06/23/2023	Destiny Coffey	Direct Deposit	0.00
06/23/2023	Destiny Coffey	Direct Deposit	126.00
06/23/2023	ELIZABETH PERRACHIONE	Direct Deposit	1,141.01
06/23/2023	ELIZABETH PERRACHIONE	Direct Deposit	136.57
06/23/2023	Ioline Regibeau	Direct Deposit	1,057.97
06/23/2023	Ioline Regibeau	Direct Deposit	0.00
06/23/2023	Ioline Regibeau	Direct Deposit	0.00

10:20 AM

08/09/23

Cash Basis

Cunningham Township

Bills and Payroll

June 6 through July 3, 2023

Date	Name	Memo	Paid Amount
06/23/2023	Ioline Regibeau	Direct Deposit	119.00
06/23/2023	Ioline Regibeau	Direct Deposit	17.00
06/23/2023	JAZMINE HERNANDEZ	Direct Deposit	1,449.66
06/23/2023	JAZMINE HERNANDEZ	Direct Deposit	199.95
06/23/2023	JAZMINE HERNANDEZ	Direct Deposit	150.44
06/23/2023	JAZMINE HERNANDEZ	Direct Deposit	199.95
06/23/2023	Jenny Goodwine	Direct Deposit	874.92
06/23/2023	Jenny Goodwine	Direct Deposit	32.20
06/23/2023	Jenny Goodwine	Direct Deposit	128.80
06/23/2023	Melissa Stone		395.75
06/23/2023	SHAYA . ROBINSON	Direct Deposit	1,232.17
06/23/2023	SHAYA . ROBINSON	Direct Deposit	133.21
06/23/2023	SHAYA . ROBINSON	Direct Deposit	0.00
06/23/2023	SHAYA . ROBINSON	Direct Deposit	0.00
06/23/2023	SHAYA . ROBINSON	Direct Deposit	0.00
06/23/2023	SHAYA . ROBINSON	Direct Deposit	0.00
06/23/2023	JEN STRAUB	Direct Deposit	586.60
06/23/2023	JEN STRAUB	Direct Deposit	97.55
06/23/2023	JEN STRAUB	Direct Deposit	97.55
06/23/2023	MARTEL MILLER	Direct Deposit	439.95
06/23/2023	MARTEL MILLER	Direct Deposit	317.04
06/23/2023	MARTEL MILLER	Direct Deposit	107.31
06/23/2023	MARTEL MILLER	Direct Deposit	365.81
06/23/2023	MARTEL MILLER	Direct Deposit	136.57
06/23/2023	KYLE PATTERSON	Direct Deposit	1,098.45
06/23/2023	KYLE PATTERSON	Direct Deposit	63.96
06/23/2023	KYLE PATTERSON	Direct Deposit	63.63
06/23/2023	KYLE PATTERSON	Direct Deposit	138.46
06/23/2023	LILYIA GARCIA	Direct Deposit	1,066.30
06/23/2023	LILYIA GARCIA	Direct Deposit	136.54
06/23/2023	LILYIA GARCIA	Direct Deposit	39.01
06/23/2023	LILYIA GARCIA	Direct Deposit	123.53
06/30/2023	JAZMINE HERNANDEZ	Class June CUPHD Admin Salary	-666.53
06/30/2023	JAZMINE HERNANDEZ	Class June CUPHD Admin Salary	666.53
06/30/2023	Jenny Goodwine	Class June CUPHD Case Mngr Salary	-2,674.00
06/30/2023	Jenny Goodwine	Class June CUPHD Case Mngr Salary	2,674.00
06/30/2023	SHAYA . ROBINSON	Class June HHI U Salary	-2,730.76
06/30/2023	SHAYA . ROBINSON	Class June HHI U Salary	2,730.76
06/30/2023	Brittany Tuten	Class June HHI U Salary	-2,867.40
06/30/2023	Brittany Tuten	Class June HHI U Salary	2,867.40
06/30/2023	ELIZABETH PERRACHIONE	Class June HHI U Salary	-2,362.99
06/30/2023	ELIZABETH PERRACHIONE	Class June HHI U Salary	2,362.99
06/30/2023	JAZMINE HERNANDEZ	Class June HHI U Salary	-2,000.00
06/30/2023	JAZMINE HERNANDEZ	Class June HHI U Salary	2,000.00
06/30/2023	Ioline Regibeau	Class June HHI U Salary	-1,200.06
06/30/2023	Ioline Regibeau	Class June HHI U Salary	1,200.06
Total 6013 · SALARIES - OTHERS			53,571.05
Total 6000 · PERSONNEL			64,639.97
6030 · PERSONNEL OTHER EXPENSES			
6009 · PAYROLL EXPENSES			
06/08/2023	QuickBooks Payroll Service	Fee for 3 direct deposit(s) at \$1.75 each	5.25
06/08/2023	QuickBooks Payroll Service	Fee for 6 direct deposit(s) at \$1.75 each	10.50
06/08/2023	QuickBooks Payroll Service	Fee for 13 direct deposit(s) at \$1.75 each	22.75
06/09/2023	Alicia Bradley	Direct Deposit	0.00
06/09/2023	Trinity Lewis	Direct Deposit	0.00
06/22/2023	QuickBooks Payroll Service	Fee for 22 direct deposit(s) at \$1.75 each	38.50
06/23/2023	Alicia Bradley	Direct Deposit	0.00
06/23/2023	Trinity Lewis	Direct Deposit	0.00
Total 6009 · PAYROLL EXPENSES			77.00
6040 · HEALTH INSURANCE			
06/09/2023	DANIELLE L. CHYNOWETH	Direct Deposit	721.89
06/09/2023	Nicole Philyaw	Direct Deposit	590.64
06/09/2023	Jada Harris	Direct Deposit	302.58
06/09/2023	Brittany Tuten	Direct Deposit	302.58

10:20 AM

08/09/23

Cash Basis

Cunningham Township

Bills and Payroll

June 6 through July 3, 2023

Date	Name	Memo	Paid Amount
06/09/2023	Destiny Coffey	Direct Deposit	0.00
06/09/2023	Ioline Regibeau	Direct Deposit	303.79
06/09/2023	JAZMINE HERNANDEZ	Direct Deposit	328.91
06/09/2023	SHAYA . ROBINSON	Direct Deposit	367.33
06/09/2023	MARTEL MILLER	Direct Deposit	850.25
06/09/2023	MARTEL MILLER	Direct Deposit	0.00
06/09/2023	KYLE PATTERSON	Direct Deposit	551.23
06/09/2023	LILYIA GARCIA	Direct Deposit	303.79
06/23/2023	Jada Harris	Direct Deposit	302.58
06/23/2023	DANIELLE L. CHYNOWETH	Direct Deposit	721.88
06/23/2023	Nicole Philyaw	Direct Deposit	590.63
06/23/2023	Brittany Tuten	Direct Deposit	302.58
06/23/2023	Destiny Coffey	Direct Deposit	0.00
06/23/2023	Ioline Regibeau	Direct Deposit	303.79
06/23/2023	JAZMINE HERNANDEZ	Direct Deposit	328.90
06/23/2023	SHAYA . ROBINSON	Direct Deposit	367.33
06/23/2023	MARTEL MILLER	Direct Deposit	850.25
06/23/2023	MARTEL MILLER	Direct Deposit	0.00
06/23/2023	KYLE PATTERSON	Direct Deposit	551.23
06/23/2023	LILYIA GARCIA	Direct Deposit	303.79
06/30/2023	SHAYA . ROBINSON	Class June HHI U Salary	-734.66
06/30/2023	SHAYA . ROBINSON	Class June HHI U Salary	734.66
06/30/2023	Brittany Tuten	Class June HHI U Salary	-302.58
06/30/2023	Brittany Tuten	Class June HHI U Salary	302.58
06/30/2023	ELIZABETH PERRACHIONE	Class June HHI U Salary	0.00
06/30/2023	ELIZABETH PERRACHIONE	Class June HHI U Salary	0.00
06/30/2023	JAZMINE HERNANDEZ	Class June HHI U Salary	-328.91
06/30/2023	JAZMINE HERNANDEZ	Class June HHI U Salary	328.91
06/30/2023	Ioline Regibeau	Class June HHI U Salary	-303.79
06/30/2023	Ioline Regibeau	Class June HHI U Salary	303.79
Total 6040 · HEALTH INSURANCE			9,245.95
6050 · IMRF			
06/09/2023	DANIELLE L. CHYNOWETH	Direct Deposit	23.45
06/09/2023	Nicole Philyaw	Direct Deposit	17.40
06/09/2023	Ivana Owona	Direct Deposit	23.45
06/09/2023	Jada Harris	Direct Deposit	39.50
06/09/2023	Brittany Tuten	Direct Deposit	12.44
06/09/2023	Destiny Coffey	Direct Deposit	11.82
06/09/2023	ELIZABETH PERRACHIONE	Direct Deposit	9.44
06/09/2023	Ioline Regibeau	Direct Deposit	10.49
06/09/2023	JAZMINE HERNANDEZ	Direct Deposit	17.40
06/09/2023	Jenny Goodwine	Direct Deposit	9.50
06/09/2023	SHAYA . ROBINSON	Direct Deposit	11.88
06/09/2023	JEN STRAUB	Direct Deposit	8.02
06/09/2023	MARTEL MILLER	Direct Deposit	12.50
06/09/2023	KYLE PATTERSON	Direct Deposit	10.39
06/09/2023	LILYIA GARCIA	Direct Deposit	11.88
06/09/2023	IMRF	Rounding adjustment	-0.04
06/23/2023	Ivana Owona	Direct Deposit	23.45
06/23/2023	Jada Harris	Direct Deposit	22.10
06/23/2023	DANIELLE L. CHYNOWETH	Direct Deposit	23.45
06/23/2023	Nicole Philyaw	Direct Deposit	17.40
06/23/2023	Brittany Tuten	Direct Deposit	12.50
06/23/2023	Destiny Coffey	Direct Deposit	11.72
06/23/2023	ELIZABETH PERRACHIONE	Direct Deposit	11.11
06/23/2023	Ioline Regibeau	Direct Deposit	10.39
06/23/2023	JAZMINE HERNANDEZ	Direct Deposit	17.40
06/23/2023	Jenny Goodwine	Direct Deposit	9.01
06/23/2023	SHAYA . ROBINSON	Direct Deposit	11.88
06/23/2023	JEN STRAUB	Direct Deposit	6.80
06/23/2023	MARTEL MILLER	Direct Deposit	11.89
06/23/2023	KYLE PATTERSON	Direct Deposit	11.87
06/23/2023	LILYIA GARCIA	Direct Deposit	11.88
06/30/2023	JEN STRAUB		-37.56
06/30/2023	SHAYA . ROBINSON	Class June HHI U Salary	-23.76
06/30/2023	SHAYA . ROBINSON	Class June HHI U Salary	23.76
06/30/2023	Brittany Tuten	Class June HHI U Salary	-24.94

10:20 AM

08/09/23

Cash Basis

Cunningham Township

Bills and Payroll

June 6 through July 3, 2023

Date	Name	Memo	Paid Amount
06/30/2023	Brittany Tuten	Class June HHI U Salary	24.94
06/30/2023	ELIZABETH PERRACHIONE	Class June HHI U Salary	-20.55
06/30/2023	ELIZABETH PERRACHIONE	Class June HHI U Salary	20.55
06/30/2023	JAZMINE HERNANDEZ	Class June HHI U Salary	-17.40
06/30/2023	JAZMINE HERNANDEZ	Class June HHI U Salary	17.40
06/30/2023	Ioline Regibeau	Class June HHI U Salary	-10.44
06/30/2023	Ioline Regibeau	Class June HHI U Salary	10.44
Total 6050 · IMRF			404.81
6060 · FICA			
06/09/2023	DANIELLE L. CHYNOWETH	Direct Deposit	160.11
06/09/2023	DANIELLE L. CHYNOWETH	Direct Deposit	37.45
06/09/2023	Nicole Philyaw	Direct Deposit	120.77
06/09/2023	Nicole Philyaw	Direct Deposit	28.24
06/09/2023	PHYLLIS D CLARK	Direct Deposit	8.96
06/09/2023	PHYLLIS D CLARK	Direct Deposit	2.10
06/09/2023	Ivana Owona	Direct Deposit	163.99
06/09/2023	Ivana Owona	Direct Deposit	38.35
06/09/2023	Jada Harris	Direct Deposit	281.48
06/09/2023	Jada Harris	Direct Deposit	65.83
06/09/2023	Norma K Rosson	Direct Deposit	121.78
06/09/2023	Norma K Rosson	Direct Deposit	28.48
06/09/2023	TANMAYSINGH R RAJPUT	Direct Deposit	82.52
06/09/2023	TANMAYSINGH R RAJPUT	Direct Deposit	19.30
06/09/2023	WAYNE T WILLIAMS	Direct Deposit	83.96
06/09/2023	WAYNE T WILLIAMS	Direct Deposit	19.63
06/09/2023	William Harris	Direct Deposit	148.80
06/09/2023	William Harris	Direct Deposit	34.80
06/09/2023	Brittany Tuten	Direct Deposit	87.84
06/09/2023	Brittany Tuten	Direct Deposit	20.54
06/09/2023	Destiny Coffey	Direct Deposit	83.38
06/09/2023	Destiny Coffey	Direct Deposit	19.50
06/09/2023	ELIZABETH PERRACHIONE	Direct Deposit	67.30
06/09/2023	ELIZABETH PERRACHIONE	Direct Deposit	15.74
06/09/2023	Ioline Regibeau	Direct Deposit	69.34
06/09/2023	Ioline Regibeau	Direct Deposit	16.22
06/09/2023	JAZMINE HERNANDEZ	Direct Deposit	120.77
06/09/2023	JAZMINE HERNANDEZ	Direct Deposit	28.24
06/09/2023	Jenny Goodwine	Direct Deposit	67.72
06/09/2023	Jenny Goodwine	Direct Deposit	15.84
06/09/2023	Melissa Stone		19.86
06/09/2023	Melissa Stone		4.64
06/09/2023	SHAYA . ROBINSON	Direct Deposit	82.19
06/09/2023	SHAYA . ROBINSON	Direct Deposit	19.23
06/09/2023	JEN STRAUB	Direct Deposit	57.13
06/09/2023	JEN STRAUB	Direct Deposit	13.36
06/09/2023	MARTEL MILLER	Direct Deposit	89.05
06/09/2023	MARTEL MILLER	Direct Deposit	20.83
06/09/2023	KYLE PATTERSON	Direct Deposit	70.13
06/09/2023	KYLE PATTERSON	Direct Deposit	16.40
06/09/2023	LILYIA GARCIA	Direct Deposit	83.10
06/09/2023	LILYIA GARCIA	Direct Deposit	19.44
06/09/2023	Alicia Bradley	Direct Deposit	15.50
06/09/2023	Alicia Bradley	Direct Deposit	3.63
06/09/2023	Trinity Lewis	Direct Deposit	7.75
06/09/2023	Trinity Lewis	Direct Deposit	1.81
06/23/2023	Ivana Owona	Direct Deposit	163.99
06/23/2023	Ivana Owona	Direct Deposit	38.36
06/23/2023	Jada Harris	Direct Deposit	157.48
06/23/2023	Jada Harris	Direct Deposit	36.83
06/23/2023	Norma K Rosson	Direct Deposit	64.53
06/23/2023	Norma K Rosson	Direct Deposit	15.09
06/23/2023	TANMAYSINGH R RAJPUT	Direct Deposit	71.15
06/23/2023	TANMAYSINGH R RAJPUT	Direct Deposit	16.64
06/23/2023	WAYNE T WILLIAMS	Direct Deposit	83.95
06/23/2023	WAYNE T WILLIAMS	Direct Deposit	19.64
06/23/2023	William Harris	Direct Deposit	117.80
06/23/2023	William Harris	Direct Deposit	27.55

10:20 AM

08/09/23

Cash Basis

Cunningham Township
Bills and Payroll
June 6 through July 3, 2023

Date	Name	Memo	Paid Amount
06/23/2023	DANIELLE L. CHYNOWETH	Direct Deposit	160.12
06/23/2023	DANIELLE L. CHYNOWETH	Direct Deposit	37.45
06/23/2023	Nicole Philyaw	Direct Deposit	120.77
06/23/2023	Nicole Philyaw	Direct Deposit	28.25
06/23/2023	PHYLLIS D CLARK	Direct Deposit	8.95
06/23/2023	PHYLLIS D CLARK	Direct Deposit	2.09
06/23/2023	Brittany Tuten	Direct Deposit	88.26
06/23/2023	Brittany Tuten	Direct Deposit	20.64
06/23/2023	Destiny Coffey	Direct Deposit	82.69
06/23/2023	Destiny Coffey	Direct Deposit	19.34
06/23/2023	ELIZABETH PERRACHIONE	Direct Deposit	79.21
06/23/2023	ELIZABETH PERRACHIONE	Direct Deposit	18.53
06/23/2023	Ioline Regibeau	Direct Deposit	68.59
06/23/2023	Ioline Regibeau	Direct Deposit	16.04
06/23/2023	JAZMINE HERNANDEZ	Direct Deposit	120.77
06/23/2023	JAZMINE HERNANDEZ	Direct Deposit	28.25
06/23/2023	Jenny Goodwine	Direct Deposit	64.23
06/23/2023	Jenny Goodwine	Direct Deposit	15.02
06/23/2023	Melissa Stone		24.53
06/23/2023	Melissa Stone		5.74
06/23/2023	SHAYA . ROBINSON	Direct Deposit	82.20
06/23/2023	SHAYA . ROBINSON	Direct Deposit	19.22
06/23/2023	JEN STRAUB	Direct Deposit	48.47
06/23/2023	JEN STRAUB	Direct Deposit	11.33
06/23/2023	MARTEL MILLER	Direct Deposit	84.73
06/23/2023	MARTEL MILLER	Direct Deposit	19.82
06/23/2023	KYLE PATTERSON	Direct Deposit	80.66
06/23/2023	KYLE PATTERSON	Direct Deposit	18.87
06/23/2023	LILYIA GARCIA	Direct Deposit	82.27
06/23/2023	LILYIA GARCIA	Direct Deposit	19.23
06/23/2023	Alicia Bradley	Direct Deposit	15.50
06/23/2023	Alicia Bradley	Direct Deposit	3.62
06/23/2023	Trinity Lewis	Direct Deposit	7.75
06/23/2023	Trinity Lewis	Direct Deposit	1.82
06/30/2023	SHAYA . ROBINSON	Class June HHI U Salary	-202.84
06/30/2023	SHAYA . ROBINSON	Class June HHI U Salary	202.84
06/30/2023	Brittany Tuten	Class June HHI U Salary	-217.28
06/30/2023	Brittany Tuten	Class June HHI U Salary	217.28
06/30/2023	ELIZABETH PERRACHIONE	Class June HHI U Salary	-180.78
06/30/2023	ELIZABETH PERRACHIONE	Class June HHI U Salary	180.78
06/30/2023	JAZMINE HERNANDEZ	Class June HHI U Salary	-149.01
06/30/2023	JAZMINE HERNANDEZ	Class June HHI U Salary	149.01
06/30/2023	Ioline Regibeau	Class June HHI U Salary	-85.10
06/30/2023	Ioline Regibeau	Class June HHI U Salary	85.10
Total 6060 · FICA			4,901.00
6070 · UNEMPLOYMENT COMP INS			
06/09/2023	Nicole Philyaw	Direct Deposit	0.00
06/09/2023	Jada Harris	Direct Deposit	0.00
06/09/2023	Norma K Rosson	Direct Deposit	16.70
06/09/2023	TANMAYSINGH R RAJPUT	Direct Deposit	11.31
06/09/2023	WAYNE T WILLIAMS	Direct Deposit	11.51
06/09/2023	William Harris	Direct Deposit	0.00
06/09/2023	Brittany Tuten	Direct Deposit	12.04
06/09/2023	Destiny Coffey	Direct Deposit	11.43
06/09/2023	ELIZABETH PERRACHIONE	Direct Deposit	9.23
06/09/2023	Ioline Regibeau	Direct Deposit	8.84
06/09/2023	JAZMINE HERNANDEZ	Direct Deposit	0.00
06/09/2023	Jenny Goodwine	Direct Deposit	9.29
06/09/2023	Melissa Stone		2.72
06/09/2023	SHAYA . ROBINSON	Direct Deposit	0.00
06/09/2023	JEN STRAUB	Direct Deposit	7.83
06/09/2023	MARTEL MILLER	Direct Deposit	0.00
06/09/2023	KYLE PATTERSON	Direct Deposit	0.95
06/09/2023	LILYIA GARCIA	Direct Deposit	0.00
06/23/2023	Jada Harris	Direct Deposit	0.00
06/23/2023	Norma K Rosson	Direct Deposit	8.84
06/23/2023	TANMAYSINGH R RAJPUT	Direct Deposit	9.76

10:20 AM

08/09/23

Cash Basis

Cunningham Township
Bills and Payroll
June 6 through July 3, 2023

Date	Name	Memo	Paid Amount
06/23/2023	WAYNE T WILLIAMS	Direct Deposit	11.51
06/23/2023	William Harris	Direct Deposit	0.00
06/23/2023	Nicole Philyaw	Direct Deposit	0.00
06/23/2023	Brittany Tuten	Direct Deposit	12.10
06/23/2023	Destiny Coffey	Direct Deposit	11.24
06/23/2023	ELIZABETH PERRACHIONE	Direct Deposit	0.45
06/23/2023	Ioline Regibeau	Direct Deposit	0.00
06/23/2023	JAZMINE HERNANDEZ	Direct Deposit	0.00
06/23/2023	Jenny Goodwine	Direct Deposit	7.19
06/23/2023	Melissa Stone		3.37
06/23/2023	SHAYA . ROBINSON	Direct Deposit	0.00
06/23/2023	JEN STRAUB	Direct Deposit	6.65
06/23/2023	MARTEL MILLER	Direct Deposit	0.00
06/23/2023	KYLE PATTERSON	Direct Deposit	0.00
06/23/2023	LILYIA GARCIA	Direct Deposit	0.00
06/30/2023	SHAYA . ROBINSON	Class June HHI U Salary	0.00
06/30/2023	SHAYA . ROBINSON	Class June HHI U Salary	0.00
06/30/2023	Brittany Tuten	Class June HHI U Salary	-24.14
06/30/2023	Brittany Tuten	Class June HHI U Salary	24.14
06/30/2023	ELIZABETH PERRACHIONE	Class June HHI U Salary	-9.68
06/30/2023	ELIZABETH PERRACHIONE	Class June HHI U Salary	9.68
06/30/2023	JAZMINE HERNANDEZ	Class June HHI U Salary	0.00
06/30/2023	JAZMINE HERNANDEZ	Class June HHI U Salary	0.00
06/30/2023	Ioline Regibeau	Class June HHI U Salary	-8.84
06/30/2023	Ioline Regibeau	Class June HHI U Salary	8.84
Total 6070 · UNEMPLOYMENT COMP INS			172.96
Total 6030 · PERSONNEL OTHER EXPENSES			14,801.72
6100 · ADMINISTRATION			
6110 · Training			
06/12/2023	UNIVERSITY OF ILLINOIS	Social Work Unconconscious Bias - Jazmine	10.00
06/13/2023	UNIVERSITY OF ILLINOIS	Social Work Unconconscious Bias - Lilyia	20.00
06/30/2023	Parkland College	Spanish for Healthcare - Brittany	165.00
Total 6110 · Training			195.00
6210 · Legal			
06/15/2023	GROSSER, FREDERIC - REG	ProService- Base Hours 2023 May	675.00
06/15/2023	GROSSER, FREDERIC - REG	ProService- Base Hours 2023 May	675.00
06/15/2023	GROSSER, FREDERIC - ADDL	ProService- Addl Hours 2023 May	2,762.50
06/28/2023	BARNES & THORNBURG, LLP	Legal Services re: Employee Work Visa	2,460.00
Total 6210 · Legal			6,572.50
6215 · Admin Services			
06/10/2023	Dropbox Sign - hellosign	signature software	20.00
06/18/2023	Microsoft	MSFT 365	46.59
06/18/2023	Microsoft	MSFT 365	46.59
06/18/2023	Microsoft	MSFT 365	69.00
06/18/2023	Microsoft	MSFT 365	69.00
06/30/2023	BUSEY BANK	Positive Pay Fee	20.00
06/30/2023	BUSEY BANK	Positive Pay Fee	20.00
07/03/2023	INTUIT	Quickbooks Time	10.00
07/03/2023	INTUIT	Quickbooks Time	122.00
Total 6215 · Admin Services			423.18
6240 · Computer Service/Software			
06/24/2023	Mailchimp	Email Platform Subscription	16.78
06/24/2023	Mailchimp	Email Platform Subscription	16.79
06/28/2023	JRM Consulting	CAMA Integration	1,159.99
06/28/2023	MICRO SYSTEMS INT	Domain renewal ctao.us	49.00
07/03/2023	GOOGLE	Google Workspace	144.00
Total 6240 · Computer Service/Software			1,386.56
6270 · Appraisals			

10:20 AM

08/09/23

Cash Basis

Cunningham Township
Bills and Payroll
 June 6 through July 3, 2023

Date	Name	Memo	Paid Amount
06/15/2023	ACCUBASE SOLUTIONS, LLC	Real Estate Assessment photos	5,194.50
	Total 6270 · Appraisals		5,194.50
	6283 · Janitorial		
06/08/2023	ALEX LANDSCAPING	Office Cleaning	250.00
06/08/2023	ALEX LANDSCAPING	Office Cleaning	250.00
06/08/2023	ALEX LANDSCAPING	Office Cleaning	200.00
	Total 6283 · Janitorial		700.00
	6310 · Supplies		
06/12/2023	HP	Sales Tax refund	-47.60
06/12/2023	SAMS CLUB #8197	Supplies	156.41
06/12/2023	SAMS CLUB #8197	Supplies	156.41
06/15/2023	Amazon	Office Supplies	64.36
06/15/2023	Amazon	Office Supplies	69.35
06/15/2023	Amazon	Office Supplies	65.26
06/28/2023	Amazon	Office Supplies	58.08
06/29/2023	INTUIT	Checking account checks	323.69
06/29/2023	INTUIT	Checking account checks	323.68
07/01/2023	Amazon	Office Supplies	93.68
07/03/2023	Amazon	Office Supplies	349.99
	Total 6310 · Supplies		1,613.31
	6350 · Printing		
06/08/2023	Watts Copy Systems	Printing charges	27.94
06/08/2023	Watts Copy Systems	Printing charges	27.94
	Total 6350 · Printing		55.88
	6411 · Equipment Purchase (< \$5,000)		
06/08/2023	Watts Copy Systems	Copier lease	43.73
06/08/2023	Watts Copy Systems	Copier lease	43.72
06/28/2023	MICRO SYSTEMS INT	Computer 126	999.00
	Total 6411 · Equipment Purchase (< \$5,000)		1,086.45
	6421 · Bldg Repairs/Maintenance		
	6422 · Repairs Reimbursements		
06/28/2023	BOYD PORTER-REYNOLDS	Reimburse Repair supplies	30.00
06/28/2023	BOYD PORTER-REYNOLDS	Reimburse Repair supplies	37.75
	Total 6422 · Repairs Reimbursements		67.75
	6421 · Bldg Repairs/Maintenance - Other		
06/08/2023	ALEX LANDSCAPING	Lawn Care - EH	100.00
06/08/2023	ALEX LANDSCAPING	Lawn Care - CTSO	50.00
06/08/2023	ALEX LANDSCAPING	Lawn Care - CTSO	50.00
06/12/2023	MENARDS	Replace stairwell door	492.50
06/15/2023	AMERICAN PEST CONTROL INC.	Pest Control Service June	15.00
06/15/2023	AMERICAN PEST CONTROL INC.	Pest Control Service June	15.00
06/15/2023	AMERICAN PEST CONTROL INC.	Pest Control Service Quarterly 206 CA	90.00
06/15/2023	AMERICAN PEST CONTROL INC.	Pest Control Service Quarterly 208 CA	90.00
06/16/2023	Ring	Monthly Ring Subs for EH	3.99
06/26/2023	Ring	Prorated Annual Ring Subs for EH	37.46
06/28/2023	BOYD PORTER-REYNOLDS	Repairs & Maintenance EH Apartments	264.81
06/28/2023	BOYD PORTER-REYNOLDS	Repairs & Maintenance CTSO	870.09
06/30/2023	MENARDS	Family Housing Supplies Fans for Air Purifiers	68.72
	Total 6421 · Bldg Repairs/Maintenance - Other		2,147.57
	Total 6421 · Bldg Repairs/Maintenance		2,215.32
	6429 · Property Acquisition/Rent		
06/13/2023	The New Lincoln Square LLC	2023 rent Assessors office Jan-June	6,000.00
	Total 6429 · Property Acquisition/Rent		6,000.00
	6430 · Utilities		

10:20 AM

08/09/23

Cash Basis

Cunningham Township
Bills and Payroll
June 6 through July 3, 2023

Date	Name	Memo	Paid Amount
06/21/2023	IL AMERICAN WATER CO	CTSO Apr 27- May 25	25.93
06/21/2023	IL AMERICAN WATER CO	CTSO Apr 27- May 25	25.93
06/21/2023	GFL Environmental	Trash service California properties	113.48
06/23/2023	AMEREN ILLINOIS	205 W Green	147.90
06/23/2023	AMEREN ILLINOIS	205 W Green	147.90
06/26/2023	AMEREN ILLINOIS	206 E California #1	90.02
06/26/2023	AMEREN ILLINOIS	206 E California #2	130.09
06/26/2023	AMEREN ILLINOIS	206 E California #3	117.24
06/26/2023	AMEREN ILLINOIS	206 E California #4	137.77
06/26/2023	AMEREN ILLINOIS	208 E California #2	164.48
06/26/2023	AMEREN ILLINOIS	208 E California #4	123.29
06/26/2023	IL AMERICAN WATER CO	206 E California #3	36.62
06/26/2023	IL AMERICAN WATER CO	208 E California #1	37.45
06/26/2023	IL AMERICAN WATER CO	206 E California #4	62.14
06/26/2023	IL AMERICAN WATER CO	206 E California #2	96.68
06/26/2023	IL AMERICAN WATER CO	208 E California #4	32.53
06/26/2023	IL AMERICAN WATER CO	208 E California #3	40.73
Total 6430 · Utilities			1,530.18
6440 · Telephone and Internet			
06/06/2023	TING	Case manager phone	28.02
06/13/2023	I3 Broadband	Internet	82.47
06/13/2023	I3 Broadband	Internet	82.47
07/01/2023	VOLO	Internet	59.95
07/02/2023	Fax.Plus	Fax Service	17.99
07/03/2023	OOMA INC	Phone Service	127.42
07/03/2023	OOMA INC	Phone Service	127.42
07/03/2023	OOMA INC	Phone Service	127.42
Total 6440 · Telephone and Internet			653.16
6520 · Vehicle Maintenance			
06/12/2023	SAMS CLUB #8197	Fuel for Township Car	25.00
Total 6520 · Vehicle Maintenance			25.00
6522 · Misc Expenses			
06/27/2023	Hinckley Springs	Water Cooler	23.75
06/27/2023	Hinckley Springs	Water Cooler	23.75
Total 6522 · Misc Expenses			47.50
Total 6100 · ADMINISTRATION			27,698.54
6700 · PROGRAMS			
6795 · Intern/Volunteer Program			
06/09/2023	Alicia Bradley	Direct Deposit	250.00
06/09/2023	Trinity Lewis	Direct Deposit	125.00
06/23/2023	Alicia Bradley	Direct Deposit	250.00
06/23/2023	Trinity Lewis	Direct Deposit	125.00
Total 6795 · Intern/Volunteer Program			750.00
6797 · Event Expenses			
06/09/2023	BENJAMIN DAVIS	Event Coordination	122.00
06/21/2023	BENJAMIN DAVIS	Event Coordination	87.00
06/29/2023	JJ FISH	Homeless Family Focus Group	124.99
07/03/2023	Basil Thai	Staff Lunch GA checks during power outage	68.60
Total 6797 · Event Expenses			402.59
6798 · Other Grants			
06/28/2023	SOLA GRATIA FARMS	Reimburse Munro & Barkley Wages May	1,740.97
Total 6798 · Other Grants			1,740.97
Total 6700 · PROGRAMS			2,893.56
Total Expense			110,033.79

10:20 AM
08/09/23
Cash Basis

Cunningham Township
Bills and Payroll
June 6 through July 3, 2023

Date	Name	Memo	Paid Amount
	Net Ordinary Income		348,934.08
	Net Income		348,934.08

Cash Basis

11:16 AM

08/09/23

Cash Basis

Cunningham Township
General Assistance Personal Allowances
June 6 through July 3, 2023

Date	Memo	Paid Amount
07/01/2023	7/1/23-7/31/23 GA	340.00
07/01/2023	7/1/23-7/31/23 GA	340.00
07/01/2023	7/1/23-7/31/23 GA	340.00
07/01/2023	7/1/23-7/31/23 GA	340.00
07/01/2023	7/1/23-7/31/23 GA TANF	340.00
07/01/2023	7/1/23-7/31/23 GA	306.00
07/01/2023	7/1/23-7/31/23 GA-Week 1	85.00
07/01/2023	7/1/23-7/31/23 GA-Week 2	85.00
07/01/2023	7/1/23-7/31/23 GA-Week 3	85.00
07/01/2023	7/1/23-7/31/23 GA-Week 4	85.00
07/01/2023	7/1/23-7/31/23 GA	234.00
07/01/2023	7/1/23-7/31/23 GA	234.00
07/01/2023	7/1/23-7/31/23 GA	234.00
07/01/2023	7/1/23-7/31/23 GA	234.00
07/01/2023	7/1/23-7/31/23 GA	234.00
07/01/2023	7/1/23-7/31/23 GA	234.00
07/01/2023	7/1/23-7/31/23 GA	234.00
07/01/2023	7/1/23-7/31/23 GA	252.00
07/01/2023	7/1/23-7/31/23 GA	241.00
07/01/2023	7/1/23-7/31/23 GA	242.00
07/01/2023	6/1/23-6/30/23 GA	233.00
07/01/2023	6/1/23-6/30/23 GA	325.00
Total 6725 · Personal Allowances (GA) Checks - Ot...		14,011.00
Total 6725 · Personal Allowances (GA) Checks		21,255.18
Total 6720 · General Assistance		21,255.18
Total 6700 · PROGRAMS		21,255.18
Total Expense		21,255.18
Net Ordinary Income		-21,255.18
Net Income		-21,255.18

11:19 AM

08/09/23

Cash Basis

Cunningham Township
Additional Assistance
June 6 through July 3, 2023

Date	Name	Paid Amount
Ordinary Income/Expense		
Expense		
6700 · PROGRAMS		
6730 · Housing Assistance		
6739 · Program Utilities		
06/15/2023	PROGRAM PARTICIPANT	-65.00
06/16/2023	IL AMERICAN WATER CO	50.57
06/16/2023	AMEREN ILLINOIS	106.00
06/26/2023	AMEREN ILLINOIS	105.84
06/26/2023	AMEREN ILLINOIS	143.50
07/03/2023	AMEREN ILLINOIS	2,500.00
Total 6739 · Program Utilities		2,840.91
6732 · Rental Assistance (RA)		
06/13/2023	SF PROPERTIES OF SPRINGFIELD, LLC	2,400.00
06/15/2023	RAMSHAW REAL ESTATE	781.44
06/15/2023	ZINDARS PROPERTY MANAGEMENT	950.00
06/15/2023	GREEN STREET REALTY	1,075.17
06/15/2023	WEINER COMPANIES, LTD	1,835.00
06/15/2023	CORNERSTONE VENTURES, LLC	2,850.00
07/01/2023	GREEN STREET REALTY	665.00
07/01/2023	FAIRLAWN REAL ESTATE INC	1,333.50
07/01/2023	TOWN & COUNTRY APARTMENTS	829.20
07/01/2023	ZINDARS PROPERTY MANAGEMENT	2,175.00
07/01/2023	HOUSING AUTHORITY OF CHAMPAIGN...	808.00
07/01/2023	REM INVESTMENTS, LLC	1,900.00
Total 6732 · Rental Assistance (RA)		17,602.31
6733 · Move-in Assistance		
06/15/2023	Prime Property Group	1,450.00
06/29/2023	City of Champaign Township	-852.00
Total 6733 · Move-in Assistance		598.00
6734 · Rapid Rehousing - ESG		
06/27/2023	URBANA ESTATES	500.00
06/27/2023	DAVID MILLER	500.00
Total 6734 · Rapid Rehousing - ESG		1,000.00
6735 · Emergency Housing - ESG		
06/09/2023	Red Roof Inn	455.00
06/20/2023	Red Roof Inn	455.00
06/26/2023	Red Roof Inn	455.00
07/03/2023	Red Roof Inn	455.00
07/03/2023	Red Roof Inn	455.00
Total 6735 · Emergency Housing - ESG		2,275.00
Total 6730 · Housing Assistance		24,316.22
6737 · Program Supplies - Other		
06/07/2023	WALMART	24.00
06/07/2023	DOLLAR TREE	91.25
06/08/2023	Amazon	29.70
06/08/2023	Amazon	167.29
06/10/2023	Amazon	85.61
06/10/2023	Amazon	443.59
06/13/2023	WALMART	295.74
06/16/2023	Amazon	118.95
Total 6737 · Program Supplies - Other		1,256.13
6738 · Food Assistance		
06/06/2023	WALMART	4.72
06/07/2023	WALMART	6.46
06/07/2023	McDonald's	8.57
06/09/2023	WALMART	4.58

11:19 AM

08/09/23

Cash Basis

Cunningham Township
Additional Assistance
June 6 through July 3, 2023

Date	Name	Paid Amount
06/12/2023	WALMART	373.32
06/21/2023	WALMART	4.72
06/22/2023	WALMART	6.60
06/26/2023	WALMART	4.72
06/28/2023	CHANNING MURRAY FOUNDATION	760.00
Total 6738 · Food Assistance		1,173.69
6729 · Transportation Assistance		
06/08/2023	MTD	60.00
06/28/2023	MTD	267.00
06/28/2023	MTD	60.00
Total 6729 · Transportation Assistance		387.00
6779 · Utility Expenses		
06/06/2023	AMEREN ILLINOIS	490.00
06/06/2023	AMEREN ILLINOIS	302.04
06/06/2023	AMEREN ILLINOIS	478.78
06/06/2023	AMEREN ILLINOIS	342.89
06/06/2023	AMEREN ILLINOIS	800.00
06/06/2023	AMEREN ILLINOIS	543.64
06/06/2023	AMEREN ILLINOIS	278.94
06/06/2023	AMEREN ILLINOIS	267.01
06/06/2023	AMEREN ILLINOIS	671.85
06/06/2023	AMEREN ILLINOIS	611.00
06/06/2023	AMEREN ILLINOIS	417.44
06/06/2023	AMEREN ILLINOIS	278.16
06/07/2023	AMEREN ILLINOIS	600.00
06/07/2023	AMEREN ILLINOIS	600.00
06/07/2023	AMEREN ILLINOIS	362.39
06/07/2023	AMEREN ILLINOIS	400.42
06/07/2023	AMEREN ILLINOIS	602.92
06/07/2023	AMEREN ILLINOIS	263.14
06/07/2023	AMEREN ILLINOIS	251.98
06/07/2023	AMEREN ILLINOIS	201.84
06/07/2023	IL AMERICAN WATER CO	116.95
06/08/2023	AMEREN ILLINOIS	600.00
06/08/2023	AMEREN ILLINOIS	437.19
06/12/2023	AMEREN ILLINOIS	338.34
06/12/2023	AMEREN ILLINOIS	588.04
06/12/2023	AMEREN ILLINOIS	409.46
06/13/2023	AMEREN ILLINOIS	789.89
06/14/2023	AMEREN ILLINOIS	400.00
06/14/2023	AMEREN ILLINOIS	544.71
06/14/2023	AMEREN ILLINOIS	328.71
06/15/2023	AMEREN ILLINOIS	600.00
06/15/2023	AMEREN ILLINOIS	600.00
06/15/2023	AMEREN ILLINOIS	597.52
06/16/2023	AMEREN ILLINOIS	388.14
06/20/2023	AMEREN ILLINOIS	574.57
06/20/2023	AMEREN ILLINOIS	600.00
06/22/2023	AMEREN ILLINOIS	263.00
06/22/2023	AMEREN ILLINOIS	379.35
06/26/2023	AMEREN ILLINOIS	232.35
06/26/2023	AMEREN ILLINOIS	251.06
06/27/2023	AMEREN ILLINOIS	369.05
06/27/2023	AMEREN ILLINOIS	283.93
06/27/2023	AMEREN ILLINOIS	403.56
06/27/2023	AMEREN ILLINOIS	635.85
06/27/2023	AMEREN ILLINOIS	404.21
06/28/2023	AMEREN ILLINOIS	606.68
06/28/2023	AMEREN ILLINOIS	352.00
06/28/2023	AMEREN ILLINOIS	301.00
06/29/2023	AMEREN ILLINOIS	243.00
06/29/2023	AMEREN ILLINOIS	592.09
06/29/2023	AMEREN ILLINOIS	415.28
06/29/2023	AMEREN ILLINOIS	319.78
06/29/2023	AMEREN ILLINOIS	285.48

11:19 AM
08/09/23
Cash Basis

Cunningham Township
Additional Assistance
June 6 through July 3, 2023

Date	Name	Paid Amount
07/03/2023	AMEREN ILLINOIS	345.74
	Total 6779 · Utility Expenses	23,361.37
	6770 · Angel Donor Expenses	
06/27/2023	OHA / VITAL RECORDS	25.00
06/27/2023	DOUGLASS SQUARE APARTMENTS	50.00
06/28/2023	CASH	200.00
	Total 6770 · Angel Donor Expenses	275.00
	6798 · Other Grants	
06/28/2023	SOLA GRATIA FARMS	1,740.97
	Total 6798 · Other Grants	1,740.97
	Total 6700 · PROGRAMS	52,510.38
	Total Expense	52,510.38
	Net Ordinary Income	-52,510.38
	Net Income	-52,510.38

10:17 AM

08/09/23

Cash Basis

Cunningham Township
Income and Expenses by Division
July 4 through August 4, 2023

	Supervisor Unrest... (Town Fund)	Assessor Unrestri... (Town Fund)	Total Town Fund	GA Fund	TOTAL
Ordinary Income/Expense					
Income					
4009 · TAXES					
4012 · PPRT - Personal Property Tax	7,362.05	0.00	7,362.05	7,362.06	14,724.11
Total 4009 · TAXES	7,362.05	0.00	7,362.05	7,362.06	14,724.11
4020 · GRANTS AND REIMBURSEMENTS	0.00	0.00	0.00	90,531.47	90,531.47
4035 · DONATIONS AND GIFTS					
4036 · Solidarity Gardens CU	0.00	0.00	0.00	9.21	9.21
4038 · Angel Donor - Paypal	0.00	0.00	0.00	3,392.11	3,392.11
4039 · Angel Donor - Cash and Checks	0.00	0.00	0.00	1,200.00	1,200.00
Total 4035 · DONATIONS AND GIFTS	0.00	0.00	0.00	4,601.32	4,601.32
4050 · OTHER INCOME					
4041 · Interest Income	2,201.84	0.00	2,201.84	2,201.83	4,403.67
Total 4050 · OTHER INCOME	2,201.84	0.00	2,201.84	2,201.83	4,403.67
Total Income	9,563.89	0.00	9,563.89	104,696.68	114,260.57
Gross Profit	9,563.89	0.00	9,563.89	104,696.68	114,260.57
Expense					
6000 · PERSONNEL					
6010 · SUPERVISOR'S SALARY	8,085.00	0.00	8,085.00	0.00	8,085.00
6011 · ASSESSOR'S SALARY	0.00	8,085.00	8,085.00	0.00	8,085.00
6012 · CLERK'S SALARY	433.38	0.00	433.38	0.00	433.38
6013 · SALARIES - OTHERS	6,620.00	15,845.76	22,465.76	49,175.71	71,641.47
Total 6000 · PERSONNEL	15,138.38	23,930.76	39,069.14	49,175.71	88,244.85
6030 · PERSONNEL OTHER EXPENSES					
6009 · PAYROLL EXPENSES	15.75	31.50	47.25	77.00	124.25
6040 · HEALTH INSURANCE	3,980.89	951.08	4,931.97	9,066.97	13,998.94
6050 · IMRF	127.92	110.55	238.47	420.22	658.69
6060 · FICA	1,120.30	1,785.76	2,906.06	3,853.63	6,759.69
6070 · UNEMPLOYMENT COMP INS	0.00	45.93	45.93	69.92	115.85
Total 6030 · PERSONNEL OTHER EXPENSES	5,244.86	2,924.82	8,169.68	13,487.74	21,657.42
6100 · ADMINISTRATION					
6110 · Training	0.00	2,382.92	2,382.92	30.00	2,412.92
6210 · Legal	1,375.00	1,375.00	2,750.00	1,375.00	4,125.00
6215 · Admin Services	30.00	0.00	30.00	189.00	219.00
6240 · Computer Service/Software	548.74	4,240.67	4,789.41	548.76	5,338.17
6283 · Janitorial	500.00	400.00	900.00	630.64	1,530.64
6310 · Supplies	225.23	91.03	316.26	662.77	979.03
6340 · Postage	0.00	0.00	0.00	253.10	253.10
6350 · Printing	145.05	0.00	145.05	203.35	348.40
6411 · Equipment Purchase (< \$5,000)	87.44	0.00	87.44	87.46	174.90
6421 · Bldg Repairs/Maintenance	343.00	0.00	343.00	1,365.58	1,708.58
6430 · Utilities	284.17	263.67	547.84	656.75	1,204.59
6440 · Telephone and Internet	82.47	59.95	142.42	100.46	242.88
6520 · Vehicle Maintenance	0.00	0.00	0.00	169.92	169.92
6522 · Misc Expenses	138.96	0.00	138.96	19.90	158.86
Total 6100 · ADMINISTRATION	3,760.06	8,813.24	12,573.30	6,292.69	18,865.99
6700 · PROGRAMS					
6720 · General Assistance					
6725 · Personal Allowances (GA) Checks					
6726 · Housing Allow. (GA) Vendor Pay	0.00	0.00	0.00	456.00	456.00
6727 · GA Employment / Education	0.00	0.00	0.00	4,781.66	4,781.66
6725 · Personal Allowances (GA) Checks - Other	0.00	0.00	0.00	16,605.18	16,605.18
Total 6725 · Personal Allowances (GA) Checks	0.00	0.00	0.00	21,842.84	21,842.84
Total 6720 · General Assistance	0.00	0.00	0.00	21,842.84	21,842.84
6730 · Housing Assistance					
6736 · Street Outreach - ESG	0.00	0.00	0.00	37.86	37.86
6739 · Program Utilities	0.00	0.00	0.00	3,348.64	3,348.64
6732 · Rental Assistance (RA)	0.00	0.00	0.00	14,074.22	14,074.22
6733 · Move-in Assistance	0.00	0.00	0.00	3,387.61	3,387.61
6734 · Rapid Rehousing - ESG	0.00	0.00	0.00	800.00	800.00
6735 · Emergency Housing - ESG	0.00	0.00	0.00	13,639.00	13,639.00
Total 6730 · Housing Assistance	0.00	0.00	0.00	35,287.33	35,287.33
6728 · Outside Services	0.00	0.00	0.00	819.39	819.39
6737 · Program Supplies - Other	0.00	0.00	0.00	725.84	725.84
6738 · Food Assistance	0.00	0.00	0.00	888.13	888.13
6779 · Utility Expenses	0.00	0.00	0.00	24,079.55	24,079.55
6770 · Angel Donor Expenses	0.00	0.00	0.00	2,243.07	2,243.07
6778 · Solidarity Gardens	0.00	0.00	0.00	1,699.64	1,699.64
6795 · Intern/Volunteer Program	0.00	0.00	0.00	2,125.00	2,125.00
6797 · Event Expenses	169.56	0.00	169.56	1,207.26	1,376.82

10:17 AM

08/09/23

Cash Basis

Cunningham Township
Income and Expenses by Division
July 4 through August 4, 2023

	Supervisor Unrest... (Town Fund)	Assessor Unrestri... (Town Fund)	Total Town Fund	GA Fund	TOTAL
Total 6700 - PROGRAMS	169.56	0.00	169.56	90,918.05	91,087.61
Total Expense	24,312.86	35,668.82	59,981.68	159,874.19	219,855.87
Net Ordinary Income	-14,748.97	-35,668.82	-50,417.79	-55,177.51	-105,595.30
Net Income	<u>-14,748.97</u>	<u>-35,668.82</u>	<u>-50,417.79</u>	<u>-55,177.51</u>	<u>-105,595.30</u>

10:53 AM

08/09/23

Cash Basis

Cunningham Township

Bills and Payroll

July 4 through August 4, 2023

Date	Name	Memo	Paid Amount
Ordinary Income/Expense			
Income			
4009 · TAXES			
4012 · PPRT - Personal Property Tax			
07/14/2023	STATE OF ILLINOIS	PPRT May -Jun 23 - inv# so210136	7,362.06
07/14/2023	STATE OF ILLINOIS	PPRT May -Jun 23 - inv# so210136	7,362.05
Total 4012 · PPRT - Personal Property Tax			14,724.11
Total 4009 · TAXES			14,724.11
4020 · GRANTS AND REIMBURSEMENTS			
07/14/2023	CUPHD	CUPHD March 2023	10,915.99
07/14/2023	CITY OF URBANA.	Home ARP 02/01/22 -05/31/23	79,615.48
Total 4020 · GRANTS AND REIMBURSEMENTS			90,531.47
4035 · DONATIONS AND GIFTS			
4036 · Solidarity Gardens CU			
07/07/2023	NationBuilder	Individual Solidarity Garden Donations	9.21
Total 4036 · Solidarity Gardens CU			9.21
4038 · Angel Donor - Paypal			
07/14/2023	Aman Aulakh	Angel Donor Fund	100.00
07/14/2023	Brian Dunn	Angel Donor Fund	5.00
07/14/2023	Matthew Shivers	Angel Donor Fund	50.00
07/14/2023	Amy Mills	Angel Donor Fund	5.00
07/14/2023	Monica Celnar	Angel Donor Fund	50.00
07/14/2023	Heather Cornish	Donate to the LGBTQ Fund!	26.25
07/14/2023	Lauren Quinn	Angel Donor Fund	10.00
07/14/2023	Mark Roberts	Angel Donor Fund	1,000.00
07/14/2023	Sophia Gallo	Angel Donor Fund	50.00
07/14/2023	Kathleen Shannon	Angel Donor Fund	250.00
07/14/2023	Laura Barnes	Donate to the LGBTQ Fund!	25.00
07/14/2023	Henchmusic	Angel Donor Fund	100.00
07/14/2023	Tom Ackerman	Angel Donor Fund	40.00
07/14/2023	Robert Burger	Angel Donor Fund	40.00
07/14/2023	Michael Feltes	Angel Donor Fund	10.00
07/14/2023	Peter Christensen	Angel Donor Fund	100.00
07/14/2023	Megan Kuhlenschmidt	Angel Donor Fund	10.00
07/14/2023	Susan Hopkins	Angel Donor Fund	100.00
07/14/2023	Michael Folk	Angel Donor Fund	500.00
07/14/2023	Jennifer Roth	Angel Donor Fund	25.00
07/14/2023	Stacey Robinson	Angel Donor Fund	20.00
07/14/2023	Jon Hoekstra	Angel Donor Fund	4.00
07/14/2023	Katherine Mayer	Angel Donor Fund	50.00
07/14/2023	Chelsey Clark	Angel Donor Fund	25.00
07/14/2023	Aman Aulakh	Angel Donor Fund	100.00
07/14/2023	Brian Dunn	Angel Donor Fund	5.00
07/14/2023	Lauren Quinn	Angel Donor Fund	10.00
07/14/2023	Tom Ackerman	Angel Donor Fund	40.00
07/14/2023	Robert Burger	Angel Donor Fund	40.00
07/14/2023	Carol Leff	Angel Donor Fund	100.00
07/14/2023	Michael Feltes	Angel Donor Fund	10.00
07/14/2023	Susan Hopkins	Angel Donor Fund	100.00
07/14/2023	Megan Kuhlenschmidt	Angel Donor Fund	10.00
07/14/2023	Michael Folk	Angel Donor Fund	500.00
07/14/2023	PAYPAL	Paypal Fees	-118.14
Total 4038 · Angel Donor - Paypal			3,392.11
4039 · Angel Donor - Cash and Checks			
07/14/2023	Naomi Jakobsson	Angel Fund Donation	100.00
07/14/2023	Carol Lichtensteiger	Angel Fund Donation	1,000.00
07/14/2023	ANON - Whitney Street	Angel Fund Donation	100.00
Total 4039 · Angel Donor - Cash and Checks			1,200.00

10:53 AM

08/09/23

Cash Basis

Cunningham Township
Bills and Payroll
 July 4 through August 4, 2023

Date	Name	Memo	Paid Amount
Total 4035 · DONATIONS AND GIFTS			4,601.32
4050 · OTHER INCOME			
4041 · Interest Income			
07/31/2023	BUSEY BANK	Interest	2,201.84
07/31/2023	BUSEY BANK	Interest	2,201.83
Total 4041 · Interest Income			4,403.67
Total 4050 · OTHER INCOME			4,403.67
Total Income			114,260.57
Gross Profit			114,260.57
Expense			
6000 · PERSONNEL			
6010 · SUPERVISOR'S SALARY			
07/07/2023	DANIELLE L. CHYNOWETH	Direct Deposit	2,695.00
07/21/2023	DANIELLE L. CHYNOWETH	Direct Deposit	2,695.00
08/04/2023	DANIELLE L. CHYNOWETH	Direct Deposit	2,695.00
Total 6010 · SUPERVISOR'S SALARY			8,085.00
6011 · ASSESSOR'S SALARY			
07/07/2023	Ivana Owona	Direct Deposit	2,695.00
07/21/2023	Ivana Owona	Direct Deposit	2,695.00
08/04/2023	Ivana Owona	Direct Deposit	2,695.00
Total 6011 · ASSESSOR'S SALARY			8,085.00
6012 · CLERK'S SALARY			
07/07/2023	PHYLLIS D CLARK	Direct Deposit	144.46
07/21/2023	PHYLLIS D CLARK	Direct Deposit	144.46
08/04/2023	PHYLLIS D CLARK	Direct Deposit	144.46
Total 6012 · CLERK'S SALARY			433.38
6013 · SALARIES - OTHERS			
07/07/2023	Nicole Philyaw	Direct Deposit	1,314.61
07/07/2023	Nicole Philyaw	Direct Deposit	421.23
07/07/2023	Nicole Philyaw	Direct Deposit	264.16
07/07/2023	Destiny Coffey	Direct Deposit	880.20
07/07/2023	Destiny Coffey	Direct Deposit	310.50
07/07/2023	Destiny Coffey	Direct Deposit	0.00
07/07/2023	Destiny Coffey	Direct Deposit	90.00
07/07/2023	Destiny Coffey	Direct Deposit	0.00
07/07/2023	Ioline Regibeau	Direct Deposit	568.93
07/07/2023	Ioline Regibeau	Direct Deposit	0.00
07/07/2023	Ioline Regibeau	Direct Deposit	331.50
07/07/2023	Ioline Regibeau	Direct Deposit	291.27
07/07/2023	Ioline Regibeau	Direct Deposit	0.00
07/07/2023	JAZMINE HERNANDEZ	Direct Deposit	1,539.30
07/07/2023	JAZMINE HERNANDEZ	Direct Deposit	42.75
07/07/2023	JAZMINE HERNANDEZ	Direct Deposit	417.95
07/07/2023	Jenny Goodwine	Direct Deposit	931.96
07/07/2023	Jenny Goodwine	Direct Deposit	289.80
07/07/2023	Melissa Stone		263.25
07/07/2023	JEN STRAUB	Direct Deposit	812.59
07/07/2023	JEN STRAUB	Direct Deposit	199.00
07/07/2023	MARTEL MILLER	Direct Deposit	1,022.32
07/07/2023	MARTEL MILLER	Direct Deposit	68.29
07/07/2023	MARTEL MILLER	Direct Deposit	282.90
07/07/2023	Brittany Tuten	Direct Deposit	1,037.81
07/07/2023	Brittany Tuten	Direct Deposit	60.75
07/07/2023	Brittany Tuten	Direct Deposit	319.28
07/07/2023	ELIZABETH PERRACHIONE	Direct Deposit	1,024.28
07/07/2023	ELIZABETH PERRACHIONE	Direct Deposit	308.91
07/07/2023	ELIZABETH PERRACHIONE	Direct Deposit	33.17
07/07/2023	LILYIA GARCIA	Direct Deposit	468.45

10:53 AM

08/09/23

Cash Basis

Cunningham Township
Bills and Payroll
 July 4 through August 4, 2023

Date	Name	Memo	Paid Amount
07/07/2023	LILYIA GARCIA	Direct Deposit	510.07
07/07/2023	LILYIA GARCIA	Direct Deposit	45.51
07/07/2023	LILYIA GARCIA	Direct Deposit	341.35
07/07/2023	SHAYA . ROBINSON	Direct Deposit	1,025.42
07/07/2023	SHAYA . ROBINSON	Direct Deposit	324.36
07/07/2023	SHAYA . ROBINSON	Direct Deposit	0.00
07/07/2023	SHAYA . ROBINSON	Direct Deposit	15.60
07/07/2023	SHAYA . ROBINSON	Direct Deposit	0.00
07/07/2023	SHAYA . ROBINSON	Direct Deposit	0.00
07/07/2023	KYLE PATTERSON	Direct Deposit	724.28
07/07/2023	KYLE PATTERSON	Direct Deposit	63.96
07/07/2023	KYLE PATTERSON	Direct Deposit	64.29
07/07/2023	KYLE PATTERSON	Direct Deposit	385.71
07/07/2023	Jada Harris	Direct Deposit	1,540.00
07/07/2023	Norma K Rosson	Direct Deposit	1,007.92
07/07/2023	TANMAYSINGH R RAJPUT	Direct Deposit	236.00
07/07/2023	WAYNE T WILLIAMS	Direct Deposit	1,500.00
07/07/2023	William Harris	Direct Deposit	1,400.00
07/21/2023	Jada Harris	Direct Deposit	1,540.00
07/21/2023	Norma K Rosson	Direct Deposit	670.42
07/21/2023	TANMAYSINGH R RAJPUT	Direct Deposit	289.67
07/21/2023	WAYNE T WILLIAMS	Direct Deposit	1,500.00
07/21/2023	William Harris	Direct Deposit	1,000.00
07/21/2023	Nicole Philyaw	Direct Deposit	2,310.00
07/21/2023	Destiny Coffey	Direct Deposit	1,403.03
07/21/2023	Destiny Coffey	Direct Deposit	0.00
07/21/2023	Destiny Coffey	Direct Deposit	0.00
07/21/2023	Destiny Coffey	Direct Deposit	19.50
07/21/2023	Destiny Coffey	Direct Deposit	0.00
07/21/2023	Ioline Regibeau	Direct Deposit	1,319.18
07/21/2023	Ioline Regibeau	Direct Deposit	143.50
07/21/2023	Ioline Regibeau	Direct Deposit	0.00
07/21/2023	Ioline Regibeau	Direct Deposit	0.00
07/21/2023	Ioline Regibeau	Direct Deposit	0.00
07/21/2023	JAZMINE HERNANDEZ	Direct Deposit	1,067.29
07/21/2023	JAZMINE HERNANDEZ	Direct Deposit	186.96
07/21/2023	JAZMINE HERNANDEZ	Direct Deposit	1,055.75
07/21/2023	Jenny Goodwine	Direct Deposit	1,237.25
07/21/2023	Melissa Stone		341.00
07/21/2023	JEN STRAUB	Direct Deposit	1,092.30
07/21/2023	MARTEL MILLER	Direct Deposit	1,408.73
07/21/2023	MARTEL MILLER	Direct Deposit	55.00
07/21/2023	MARTEL MILLER	Direct Deposit	154.00
07/21/2023	Brittany Tuten	Direct Deposit	1,485.05
07/21/2023	ELIZABETH PERRACHIONE	Direct Deposit	1,448.04
07/21/2023	ELIZABETH PERRACHIONE	Direct Deposit	159.25
07/21/2023	LILYIA GARCIA	Direct Deposit	1,719.03
07/21/2023	SHAYA . ROBINSON	Direct Deposit	1,487.57
07/21/2023	SHAYA . ROBINSON	Direct Deposit	0.00
07/21/2023	SHAYA . ROBINSON	Direct Deposit	0.00
07/21/2023	SHAYA . ROBINSON	Direct Deposit	77.00
07/21/2023	SHAYA . ROBINSON	Direct Deposit	0.00
07/21/2023	SHAYA . ROBINSON	Direct Deposit	0.00
07/21/2023	KYLE PATTERSON	Direct Deposit	1,141.67
07/21/2023	KYLE PATTERSON	Direct Deposit	73.56
07/21/2023	KYLE PATTERSON	Direct Deposit	73.18
08/04/2023	Brittany Tuten	Direct Deposit	1,488.20
08/04/2023	Destiny Coffey	Direct Deposit	1,017.25
08/04/2023	Destiny Coffey	Direct Deposit	146.25
08/04/2023	Destiny Coffey	Direct Deposit	292.50
08/04/2023	Destiny Coffey	Direct Deposit	0.00
08/04/2023	Destiny Coffey	Direct Deposit	0.00
08/04/2023	ELIZABETH PERRACHIONE	Direct Deposit	1,386.99
08/04/2023	ELIZABETH PERRACHIONE	Direct Deposit	64.46
08/04/2023	ELIZABETH PERRACHIONE	Direct Deposit	159.25
08/04/2023	Ioline Regibeau	Direct Deposit	1,241.62
08/04/2023	Ioline Regibeau	Direct Deposit	156.14
08/04/2023	Ioline Regibeau	Direct Deposit	0.00

10:53 AM

08/09/23

Cash Basis

Cunningham Township

Bills and Payroll

July 4 through August 4, 2023

Date	Name	Memo	Paid Amount
08/04/2023	Ioline Regibeau	Direct Deposit	0.00
08/04/2023	Ioline Regibeau	Direct Deposit	42.71
08/04/2023	JAZMINE HERNANDEZ	Direct Deposit	1,969.55
08/04/2023	JAZMINE HERNANDEZ	Direct Deposit	176.00
08/04/2023	JAZMINE HERNANDEZ	Direct Deposit	115.50
08/04/2023	JAZMINE HERNANDEZ	Direct Deposit	48.95
08/04/2023	JEN STRAUB	Direct Deposit	1,141.07
08/04/2023	Jenny Goodwine	Direct Deposit	1,201.55
08/04/2023	KYLE PATTERSON	Direct Deposit	974.84
08/04/2023	KYLE PATTERSON	Direct Deposit	73.18
08/04/2023	KYLE PATTERSON	Direct Deposit	73.18
08/04/2023	LILYA GARCIA	Direct Deposit	1,721.38
08/04/2023	MARTEL MILLER	Direct Deposit	1,621.77
08/04/2023	Melissa Stone		271.75
08/04/2023	SHAYA . ROBINSON	Direct Deposit	1,526.07
08/04/2023	SHAYA . ROBINSON	Direct Deposit	0.00
08/04/2023	SHAYA . ROBINSON	Direct Deposit	0.00
08/04/2023	SHAYA . ROBINSON	Direct Deposit	22.00
08/04/2023	SHAYA . ROBINSON	Direct Deposit	0.00
08/04/2023	SHAYA . ROBINSON	Direct Deposit	0.00
08/04/2023	Nicole Philyaw	Direct Deposit	2,310.00
08/04/2023	Jada Harris	Direct Deposit	1,540.00
08/04/2023	Norma K Rosson	Direct Deposit	640.42
08/04/2023	TANMAYSINGH R RAJPUT	Direct Deposit	406.33
08/04/2023	WAYNE T WILLIAMS	Direct Deposit	1,500.00
08/04/2023	William Harris	Direct Deposit	1,075.00
Total 6013 · SALARIES - OTHERS			71,641.47
Total 6000 · PERSONNEL			88,244.85
6030 · PERSONNEL OTHER EXPENSES			
6009 · PAYROLL EXPENSES			
07/06/2023	QuickBooks Payroll Service	Fee for 3 direct deposit(s) at \$1.75 each	5.25
07/06/2023	QuickBooks Payroll Service	Fee for 14 direct deposit(s) at \$1.75 each	24.50
07/06/2023	QuickBooks Payroll Service	Fee for 6 direct deposit(s) at \$1.75 each	10.50
07/07/2023	Alicia Bradley	Direct Deposit	0.00
07/07/2023	Trinity Lewis	Direct Deposit	0.00
07/20/2023	QuickBooks Payroll Service	Fee for 3 direct deposit(s) at \$1.75 each	5.25
07/20/2023	QuickBooks Payroll Service	Fee for 15 direct deposit(s) at \$1.75 each	26.25
07/21/2023	QuickBooks Payroll Service	Fee for 6 direct deposit(s) at \$1.75 each	10.50
08/03/2023	QuickBooks Payroll Service	Fee for 15 direct deposit(s) at \$1.75 each	26.25
08/03/2023	QuickBooks Payroll Service	Fee for 3 direct deposit(s) at \$1.75 each	5.25
08/03/2023	QuickBooks Payroll Service	Fee for 6 direct deposit(s) at \$1.75 each	10.50
Total 6009 · PAYROLL EXPENSES			124.25
6040 · HEALTH INSURANCE			
07/06/2023	Key Benefit Administrators	Health Insurance Admin Fees	21.66
07/06/2023	Key Benefit Administrators	Health Insurance Admin Fees	21.67
07/06/2023	Key Benefit Administrators	Health Insurance Admin Fees	21.67
07/07/2023	DANIELLE L. CHYNOWETH	Direct Deposit	721.89
07/07/2023	Nicole Philyaw	Direct Deposit	590.64
07/07/2023	Destiny Coffey	Direct Deposit	0.00
07/07/2023	Ioline Regibeau	Direct Deposit	303.79
07/07/2023	JAZMINE HERNANDEZ	Direct Deposit	328.91
07/07/2023	MARTEL MILLER	Direct Deposit	850.25
07/07/2023	MARTEL MILLER	Direct Deposit	0.00
07/07/2023	Brittany Tuten	Direct Deposit	302.58
07/07/2023	LILYA GARCIA	Direct Deposit	303.79
07/07/2023	SHAYA . ROBINSON	Direct Deposit	367.33
07/07/2023	KYLE PATTERSON	Direct Deposit	551.23
07/07/2023	Jada Harris	Direct Deposit	302.58
07/21/2023	Jada Harris	Direct Deposit	302.58
07/21/2023	DANIELLE L. CHYNOWETH	Direct Deposit	721.88
07/21/2023	Nicole Philyaw	Direct Deposit	590.63
07/21/2023	Destiny Coffey	Direct Deposit	0.00
07/21/2023	Ioline Regibeau	Direct Deposit	303.79
07/21/2023	JAZMINE HERNANDEZ	Direct Deposit	328.90

10:53 AM

08/09/23

Cash Basis

Cunningham Township
Bills and Payroll
 July 4 through August 4, 2023

Date	Name	Memo	Paid Amount
07/21/2023	MARTEL MILLER	Direct Deposit	850.25
07/21/2023	MARTEL MILLER	Direct Deposit	0.00
07/21/2023	Brittany Tuten	Direct Deposit	302.58
07/21/2023	LILYIA GARCIA	Direct Deposit	303.79
07/21/2023	SHAYA . ROBINSON	Direct Deposit	367.33
07/21/2023	KYLE PATTERSON	Direct Deposit	551.23
08/01/2023	Key Benefit Administrators	Health Insurance Admin Fees	21.66
08/01/2023	Key Benefit Administrators	Health Insurance Admin Fees	21.67
08/01/2023	Key Benefit Administrators	Health Insurance Admin Fees	21.67
08/04/2023	Brittany Tuten	Direct Deposit	302.58
08/04/2023	Destiny Coffey	Direct Deposit	0.00
08/04/2023	Ioline Regibeau	Direct Deposit	303.79
08/04/2023	JAZMINE HERNANDEZ	Direct Deposit	328.91
08/04/2023	KYLE PATTERSON	Direct Deposit	551.23
08/04/2023	LILYIA GARCIA	Direct Deposit	303.79
08/04/2023	MARTEL MILLER	Direct Deposit	850.25
08/04/2023	MARTEL MILLER	Direct Deposit	0.00
08/04/2023	SHAYA . ROBINSON	Direct Deposit	367.33
08/04/2023	DANIELLE L. CHYNOWETH	Direct Deposit	721.89
08/04/2023	Nicole Philyaw	Direct Deposit	590.64
08/04/2023	Jada Harris	Direct Deposit	302.58
Total 6040 · HEALTH INSURANCE			13,998.94
6050 · IMRF			
07/07/2023	DANIELLE L. CHYNOWETH	Direct Deposit	23.45
07/07/2023	Nicole Philyaw	Direct Deposit	17.40
07/07/2023	Destiny Coffey	Direct Deposit	11.14
07/07/2023	Ioline Regibeau	Direct Deposit	10.37
07/07/2023	JAZMINE HERNANDEZ	Direct Deposit	17.40
07/07/2023	Jenny Goodwine	Direct Deposit	10.63
07/07/2023	JEN STRAUB	Direct Deposit	8.80
07/07/2023	MARTEL MILLER	Direct Deposit	11.95
07/07/2023	Brittany Tuten	Direct Deposit	12.34
07/07/2023	ELIZABETH PERRACHIONE	Direct Deposit	11.89
07/07/2023	LILYIA GARCIA	Direct Deposit	11.88
07/07/2023	SHAYA . ROBINSON	Direct Deposit	11.88
07/07/2023	KYLE PATTERSON	Direct Deposit	10.77
07/07/2023	Ivana Owona	Direct Deposit	23.45
07/07/2023	Jada Harris	Direct Deposit	13.40
07/21/2023	Ivana Owona	Direct Deposit	23.45
07/21/2023	Jada Harris	Direct Deposit	13.40
07/21/2023	DANIELLE L. CHYNOWETH	Direct Deposit	23.45
07/21/2023	Nicole Philyaw	Direct Deposit	20.10
07/21/2023	Destiny Coffey	Direct Deposit	12.38
07/21/2023	Ioline Regibeau	Direct Deposit	12.73
07/21/2023	JAZMINE HERNANDEZ	Direct Deposit	20.10
07/21/2023	Jenny Goodwine	Direct Deposit	10.76
07/21/2023	JEN STRAUB	Direct Deposit	9.50
07/21/2023	MARTEL MILLER	Direct Deposit	14.07
07/21/2023	Brittany Tuten	Direct Deposit	12.92
07/21/2023	ELIZABETH PERRACHIONE	Direct Deposit	13.98
07/21/2023	LILYIA GARCIA	Direct Deposit	14.96
07/21/2023	SHAYA . ROBINSON	Direct Deposit	13.61
07/21/2023	KYLE PATTERSON	Direct Deposit	11.21
07/31/2023		Rounding Adjustment	-0.03
08/04/2023	Brittany Tuten	Direct Deposit	12.95
08/04/2023	Destiny Coffey	Direct Deposit	12.67
08/04/2023	ELIZABETH PERRACHIONE	Direct Deposit	14.01
08/04/2023	Ioline Regibeau	Direct Deposit	12.53
08/04/2023	JAZMINE HERNANDEZ	Direct Deposit	20.10
08/04/2023	JEN STRAUB	Direct Deposit	9.93
08/04/2023	Jenny Goodwine	Direct Deposit	10.45
08/04/2023	KYLE PATTERSON	Direct Deposit	9.75
08/04/2023	LILYIA GARCIA	Direct Deposit	14.98
08/04/2023	MARTEL MILLER	Direct Deposit	14.11
08/04/2023	SHAYA . ROBINSON	Direct Deposit	13.47
08/04/2023	DANIELLE L. CHYNOWETH	Direct Deposit	23.45
08/04/2023	Nicole Philyaw	Direct Deposit	20.10

10:53 AM

08/09/23

Cash Basis

Cunningham Township

Bills and Payroll

July 4 through August 4, 2023

Date	Name	Memo	Paid Amount
08/04/2023	Ivana Owona	Direct Deposit	23.45
08/04/2023	Jada Harris	Direct Deposit	13.40
	Total 6050 · IMRF		658.69
	6060 · FICA		
07/07/2023	DANIELLE L. CHYNOWETH	Direct Deposit	160.11
07/07/2023	DANIELLE L. CHYNOWETH	Direct Deposit	37.44
07/07/2023	Nicole Philyaw	Direct Deposit	120.77
07/07/2023	Nicole Philyaw	Direct Deposit	28.24
07/07/2023	PHYLLIS D CLARK	Direct Deposit	8.96
07/07/2023	PHYLLIS D CLARK	Direct Deposit	2.10
07/07/2023	Destiny Coffey	Direct Deposit	78.56
07/07/2023	Destiny Coffey	Direct Deposit	18.37
07/07/2023	Ioline Regibeau	Direct Deposit	68.44
07/07/2023	Ioline Regibeau	Direct Deposit	16.01
07/07/2023	JAZMINE HERNANDEZ	Direct Deposit	120.77
07/07/2023	JAZMINE HERNANDEZ	Direct Deposit	28.24
07/07/2023	Jenny Goodwine	Direct Deposit	75.75
07/07/2023	Jenny Goodwine	Direct Deposit	17.71
07/07/2023	Melissa Stone		16.32
07/07/2023	Melissa Stone		3.82
07/07/2023	Michelle Valerio	Direct Deposit	15.50
07/07/2023	Michelle Valerio	Direct Deposit	3.63
07/07/2023	JEN STRAUB	Direct Deposit	62.71
07/07/2023	JEN STRAUB	Direct Deposit	14.67
07/07/2023	MARTEL MILLER	Direct Deposit	85.16
07/07/2023	MARTEL MILLER	Direct Deposit	19.91
07/07/2023	Brittany Tuten	Direct Deposit	87.07
07/07/2023	Brittany Tuten	Direct Deposit	20.36
07/07/2023	ELIZABETH PERRACHIONE	Direct Deposit	84.71
07/07/2023	ELIZABETH PERRACHIONE	Direct Deposit	19.81
07/07/2023	LILYIA GARCIA	Direct Deposit	82.26
07/07/2023	LILYIA GARCIA	Direct Deposit	19.24
07/07/2023	SHAYA . ROBINSON	Direct Deposit	82.20
07/07/2023	SHAYA . ROBINSON	Direct Deposit	19.22
07/07/2023	KYLE PATTERSON	Direct Deposit	72.83
07/07/2023	KYLE PATTERSON	Direct Deposit	17.03
07/07/2023	Ivana Owona	Direct Deposit	163.99
07/07/2023	Ivana Owona	Direct Deposit	38.35
07/07/2023	Jada Harris	Direct Deposit	95.48
07/07/2023	Jada Harris	Direct Deposit	22.33
07/07/2023	Norma K Rosson	Direct Deposit	62.49
07/07/2023	Norma K Rosson	Direct Deposit	14.62
07/07/2023	TANMAYSINGH R RAJPUT	Direct Deposit	14.64
07/07/2023	TANMAYSINGH R RAJPUT	Direct Deposit	3.42
07/07/2023	WAYNE T WILLIAMS	Direct Deposit	83.96
07/07/2023	WAYNE T WILLIAMS	Direct Deposit	19.63
07/07/2023	William Harris	Direct Deposit	86.80
07/07/2023	William Harris	Direct Deposit	20.30
07/07/2023	Alicia Bradley	Direct Deposit	15.50
07/07/2023	Alicia Bradley	Direct Deposit	3.63
07/07/2023	Trinity Lewis	Direct Deposit	7.75
07/07/2023	Trinity Lewis	Direct Deposit	1.81
07/21/2023	Ivana Owona	Direct Deposit	163.99
07/21/2023	Ivana Owona	Direct Deposit	38.35
07/21/2023	Jada Harris	Direct Deposit	95.48
07/21/2023	Jada Harris	Direct Deposit	22.33
07/21/2023	Norma K Rosson	Direct Deposit	41.57
07/21/2023	Norma K Rosson	Direct Deposit	9.72
07/21/2023	TANMAYSINGH R RAJPUT	Direct Deposit	17.96
07/21/2023	TANMAYSINGH R RAJPUT	Direct Deposit	4.20
07/21/2023	WAYNE T WILLIAMS	Direct Deposit	83.95
07/21/2023	WAYNE T WILLIAMS	Direct Deposit	19.64
07/21/2023	William Harris	Direct Deposit	62.00
07/21/2023	William Harris	Direct Deposit	14.50
07/21/2023	DANIELLE L. CHYNOWETH	Direct Deposit	160.12
07/21/2023	DANIELLE L. CHYNOWETH	Direct Deposit	37.45
07/21/2023	Nicole Philyaw	Direct Deposit	139.99

10:53 AM

08/09/23

Cash Basis

Cunningham Township
Bills and Payroll
 July 4 through August 4, 2023

Date	Name	Memo	Paid Amount
07/21/2023	Nicole Philyaw	Direct Deposit	32.74
07/21/2023	PHYLLIS D CLARK	Direct Deposit	8.96
07/21/2023	PHYLLIS D CLARK	Direct Deposit	2.09
07/21/2023	Alicia Bradley	Direct Deposit	15.50
07/21/2023	Alicia Bradley	Direct Deposit	3.62
07/21/2023	Destiny Coffey	Direct Deposit	87.36
07/21/2023	Destiny Coffey	Direct Deposit	20.43
07/21/2023	Ioline Regibeau	Direct Deposit	85.25
07/21/2023	Ioline Regibeau	Direct Deposit	19.93
07/21/2023	JAZMINE HERNANDEZ	Direct Deposit	139.99
07/21/2023	JAZMINE HERNANDEZ	Direct Deposit	32.74
07/21/2023	Jenny Goodwine	Direct Deposit	76.71
07/21/2023	Jenny Goodwine	Direct Deposit	17.94
07/21/2023	Marisol Sanchez	Direct Deposit	7.75
07/21/2023	Marisol Sanchez	Direct Deposit	1.81
07/21/2023	Melissa Stone		21.15
07/21/2023	Melissa Stone		4.94
07/21/2023	Michelle Valerio	Direct Deposit	15.50
07/21/2023	Michelle Valerio	Direct Deposit	3.62
07/21/2023	Trinity Lewis	Direct Deposit	7.75
07/21/2023	Trinity Lewis	Direct Deposit	1.81
07/21/2023	JEN STRAUB	Direct Deposit	67.73
07/21/2023	JEN STRAUB	Direct Deposit	15.84
07/21/2023	MARTEL MILLER	Direct Deposit	100.30
07/21/2023	MARTEL MILLER	Direct Deposit	23.46
07/21/2023	Brittany Tuten	Direct Deposit	91.23
07/21/2023	Brittany Tuten	Direct Deposit	21.34
07/21/2023	ELIZABETH PERRACHIONE	Direct Deposit	99.65
07/21/2023	ELIZABETH PERRACHIONE	Direct Deposit	23.30
07/21/2023	LILYIA GARCIA	Direct Deposit	104.19
07/21/2023	LILYIA GARCIA	Direct Deposit	24.37
07/21/2023	SHAYA . ROBINSON	Direct Deposit	94.55
07/21/2023	SHAYA . ROBINSON	Direct Deposit	22.11
07/21/2023	KYLE PATTERSON	Direct Deposit	75.94
07/21/2023	KYLE PATTERSON	Direct Deposit	17.76
08/04/2023	Alicia Bradley	Direct Deposit	15.50
08/04/2023	Alicia Bradley	Direct Deposit	3.63
08/04/2023	Brittany Tuten	Direct Deposit	91.42
08/04/2023	Brittany Tuten	Direct Deposit	21.38
08/04/2023	Destiny Coffey	Direct Deposit	89.43
08/04/2023	Destiny Coffey	Direct Deposit	20.92
08/04/2023	ELIZABETH PERRACHIONE	Direct Deposit	99.87
08/04/2023	ELIZABETH PERRACHIONE	Direct Deposit	23.36
08/04/2023	Ioline Regibeau	Direct Deposit	83.87
08/04/2023	Ioline Regibeau	Direct Deposit	19.62
08/04/2023	JAZMINE HERNANDEZ	Direct Deposit	139.99
08/04/2023	JAZMINE HERNANDEZ	Direct Deposit	32.74
08/04/2023	JEN STRAUB	Direct Deposit	70.74
08/04/2023	JEN STRAUB	Direct Deposit	16.54
08/04/2023	Jenny Goodwine	Direct Deposit	74.50
08/04/2023	Jenny Goodwine	Direct Deposit	17.43
08/04/2023	KYLE PATTERSON	Direct Deposit	65.57
08/04/2023	KYLE PATTERSON	Direct Deposit	15.33
08/04/2023	LILYIA GARCIA	Direct Deposit	104.33
08/04/2023	LILYIA GARCIA	Direct Deposit	24.40
08/04/2023	Marisol Sanchez	Direct Deposit	7.75
08/04/2023	Marisol Sanchez	Direct Deposit	1.82
08/04/2023	MARTEL MILLER	Direct Deposit	100.55
08/04/2023	MARTEL MILLER	Direct Deposit	23.51
08/04/2023	Melissa Stone		16.84
08/04/2023	Melissa Stone		3.94
08/04/2023	Michelle Valerio	Direct Deposit	15.50
08/04/2023	Michelle Valerio	Direct Deposit	3.63
08/04/2023	SHAYA . ROBINSON	Direct Deposit	93.52
08/04/2023	SHAYA . ROBINSON	Direct Deposit	21.88
08/04/2023	Trinity Lewis	Direct Deposit	7.75
08/04/2023	Trinity Lewis	Direct Deposit	1.81
08/04/2023	DANIELLE L. CHYNOWETH	Direct Deposit	160.11

10:53 AM

08/09/23

Cash Basis

Cunningham Township

Bills and Payroll

July 4 through August 4, 2023

Date	Name	Memo	Paid Amount
08/04/2023	DANIELLE L. CHYNOWETH	Direct Deposit	37.45
08/04/2023	Nicole Philyaw	Direct Deposit	139.99
08/04/2023	Nicole Philyaw	Direct Deposit	32.74
08/04/2023	PHYLLIS D CLARK	Direct Deposit	8.95
08/04/2023	PHYLLIS D CLARK	Direct Deposit	2.09
08/04/2023	Ivana Owona	Direct Deposit	163.99
08/04/2023	Ivana Owona	Direct Deposit	38.35
08/04/2023	Jada Harris	Direct Deposit	95.48
08/04/2023	Jada Harris	Direct Deposit	22.33
08/04/2023	Norma K Rosson	Direct Deposit	39.71
08/04/2023	Norma K Rosson	Direct Deposit	9.29
08/04/2023	TANMAYSINGH R RAJPUT	Direct Deposit	25.19
08/04/2023	TANMAYSINGH R RAJPUT	Direct Deposit	5.89
08/04/2023	WAYNE T WILLIAMS	Direct Deposit	83.96
08/04/2023	WAYNE T WILLIAMS	Direct Deposit	19.63
08/04/2023	William Harris	Direct Deposit	66.65
08/04/2023	William Harris	Direct Deposit	15.59
Total 6060 · FICA			6,759.69
6070 · UNEMPLOYMENT COMP INS			
07/07/2023	Nicole Philyaw	Direct Deposit	0.00
07/07/2023	Destiny Coffey	Direct Deposit	0.00
07/07/2023	Ioline Regibeau	Direct Deposit	0.00
07/07/2023	JAZMINE HERNANDEZ	Direct Deposit	0.00
07/07/2023	Jenny Goodwine	Direct Deposit	0.00
07/07/2023	Melissa Stone		2.23
07/07/2023	Michelle Valerio	Direct Deposit	2.13
07/07/2023	JEN STRAUB	Direct Deposit	8.59
07/07/2023	MARTEL MILLER	Direct Deposit	0.00
07/07/2023	Brittany Tuten	Direct Deposit	11.94
07/07/2023	ELIZABETH PERRACHIONE	Direct Deposit	0.00
07/07/2023	LILYIA GARCIA	Direct Deposit	0.00
07/07/2023	SHAYA . ROBINSON	Direct Deposit	0.00
07/07/2023	KYLE PATTERSON	Direct Deposit	0.00
07/07/2023	Jada Harris	Direct Deposit	0.00
07/07/2023	Norma K Rosson	Direct Deposit	3.48
07/07/2023	TANMAYSINGH R RAJPUT	Direct Deposit	2.00
07/07/2023	WAYNE T WILLIAMS	Direct Deposit	11.51
07/07/2023	William Harris	Direct Deposit	0.00
07/21/2023	Jada Harris	Direct Deposit	0.00
07/21/2023	Norma K Rosson	Direct Deposit	0.00
07/21/2023	TANMAYSINGH R RAJPUT	Direct Deposit	2.47
07/21/2023	WAYNE T WILLIAMS	Direct Deposit	11.51
07/21/2023	William Harris	Direct Deposit	0.00
07/21/2023	Nicole Philyaw	Direct Deposit	0.00
07/21/2023	Destiny Coffey	Direct Deposit	0.00
07/21/2023	Ioline Regibeau	Direct Deposit	0.00
07/21/2023	JAZMINE HERNANDEZ	Direct Deposit	0.00
07/21/2023	Jenny Goodwine	Direct Deposit	0.00
07/21/2023	Marisol Sanchez	Direct Deposit	1.06
07/21/2023	Melissa Stone		2.90
07/21/2023	Michelle Valerio	Direct Deposit	2.12
07/21/2023	JEN STRAUB	Direct Deposit	8.40
07/21/2023	MARTEL MILLER	Direct Deposit	0.00
07/21/2023	Brittany Tuten	Direct Deposit	12.51
07/21/2023	ELIZABETH PERRACHIONE	Direct Deposit	0.00
07/21/2023	LILYIA GARCIA	Direct Deposit	0.00
07/21/2023	SHAYA . ROBINSON	Direct Deposit	0.00
07/21/2023	KYLE PATTERSON	Direct Deposit	0.00
08/04/2023	Brittany Tuten	Direct Deposit	12.53
08/04/2023	Destiny Coffey	Direct Deposit	0.00
08/04/2023	ELIZABETH PERRACHIONE	Direct Deposit	0.00
08/04/2023	Ioline Regibeau	Direct Deposit	0.00
08/04/2023	JAZMINE HERNANDEZ	Direct Deposit	0.00
08/04/2023	JEN STRAUB	Direct Deposit	0.00
08/04/2023	Jenny Goodwine	Direct Deposit	0.00
08/04/2023	KYLE PATTERSON	Direct Deposit	0.00
08/04/2023	LILYIA GARCIA	Direct Deposit	0.00

Cunningham Township

Bills and Payroll

July 4 through August 4, 2023

Date	Name	Memo	Paid Amount
08/04/2023	Marisol Sanchez	Direct Deposit	1.07
08/04/2023	MARTEL MILLER	Direct Deposit	0.00
08/04/2023	Melissa Stone		2.31
08/04/2023	Michelle Valerio	Direct Deposit	2.13
08/04/2023	SHAYA . ROBINSON	Direct Deposit	0.00
08/04/2023	Nicole Philyaw	Direct Deposit	0.00
08/04/2023	Jada Harris	Direct Deposit	0.00
08/04/2023	Norma K Rosson	Direct Deposit	0.00
08/04/2023	TANMAYSINGH R RAJPUT	Direct Deposit	3.45
08/04/2023	WAYNE T WILLIAMS	Direct Deposit	11.51
08/04/2023	William Harris	Direct Deposit	0.00
Total 6070 · UNEMPLOYMENT COMP INS			115.85
Total 6030 · PERSONNEL OTHER EXPENSES			21,657.42
6100 · ADMINISTRATION			
6110 · Training			
07/14/2023	IAAO 2	Ivana & Jada IAAO Annual Conference Assess...	1,830.00
07/21/2023	Alliance to End Homelessness	Shaya Youth Mental Health Training	30.00
08/03/2023	Holiday Inn	Jada Harris IL Tax Policy	552.92
Total 6110 · Training			2,412.92
6210 · Legal			
07/13/2023	GROSSER, FREDERIC - REG	ProService- Base Hours 2023 June	450.00
07/13/2023	GROSSER, FREDERIC - REG	ProService- Base Hours 2023 June	450.00
07/13/2023	GROSSER, FREDERIC - REG	ProService- Base Hours 2023 June	450.00
07/13/2023	GROSSER, FREDERIC - ADDL	ProService- Addl Hours 2023 June	312.50
07/13/2023	GROSSER, FREDERIC - ADDL	ProService- Addl Hours 2023 June	312.50
07/13/2023	GROSSER, FREDERIC - ADDL	ProService- Addl Hours 2023 June	312.50
08/04/2023	GROSSER, FREDERIC - REG	ProService- Base Hours 2023 July	450.00
08/04/2023	GROSSER, FREDERIC - REG	ProService- Base Hours 2023 July	450.00
08/04/2023	GROSSER, FREDERIC - REG	ProService- Base Hours 2023 July	450.00
08/04/2023	GROSSER, FREDERIC - ADDL	ProService- Addl Hours 2023 July	162.50
08/04/2023	GROSSER, FREDERIC - ADDL	ProService- Addl Hours 2023 July	162.50
08/04/2023	GROSSER, FREDERIC - ADDL	ProService- Addl Hours 2023 July	162.50
Total 6210 · Legal			4,125.00
6215 · Admin Services			
07/10/2023	Dropbox Sign - hellosign	signature software	20.00
07/17/2023	BUSEY BANK	Stop Payment Fee	35.00
07/31/2023	BUSEY BANK	Positive Pay Fee	20.00
07/31/2023	BUSEY BANK	Positive Pay Fee	20.00
08/02/2023	INTUIT	Quickbooks Time	10.00
08/02/2023	INTUIT	Quickbooks Time	114.00
Total 6215 · Admin Services			219.00
6240 · Computer Service/Software			
07/05/2023	Built for Teams	Time-keeping software	40.00
07/10/2023	COSTAR	Property Data Software	3,840.00
07/11/2023	INTUIT	Payroll Annual Subscription	216.66
07/11/2023	INTUIT	Payroll Annual Subscription	216.67
07/11/2023	INTUIT	Payroll Annual Subscription	216.67
07/13/2023	MICRO SYSTEMS INT	Monthly Support June	100.00
07/13/2023	MICRO SYSTEMS INT	Monthly Support June	100.00
07/19/2023	Microsoft	MSFT 365	74.42
07/19/2023	Microsoft	MSFT 365	74.42
07/19/2023	Microsoft	MSFT 365	40.88
07/19/2023	Microsoft	MSFT 365	40.88
07/24/2023	Mailchimp	Email Platform Subscription	16.78
07/24/2023	Mailchimp	Email Platform Subscription	16.79
07/25/2023	MICRO SYSTEMS INT	Monthly Support July	100.00
07/25/2023	MICRO SYSTEMS INT	Monthly Support July	100.00
07/31/2023	GOOGLE	Google Workspace	144.00
Total 6240 · Computer Service/Software			5,338.17

Cunningham Township
Bills and Payroll
 July 4 through August 4, 2023

Date	Name	Memo	Paid Amount
6283 · Janitorial			
07/07/2023	ALEX LANDSCAPING	Office Cleaning	250.00
07/07/2023	ALEX LANDSCAPING	Office Cleaning	250.00
07/07/2023	ALEX LANDSCAPING	Office Cleaning	200.00
07/07/2023	ALEX LANDSCAPING	Apartment cleaning	100.00
07/23/2023	Amazon	Family Housing Supplies	30.64
07/27/2023	ALEX LANDSCAPING	Office Cleaning	250.00
07/27/2023	ALEX LANDSCAPING	Office Cleaning	250.00
07/27/2023	ALEX LANDSCAPING	Office Cleaning	200.00
Total 6283 · Janitorial			1,530.64
6310 · Supplies			
07/07/2023	Chemical Maintenance Inc	Office Supplies	37.02
07/07/2023	Chemical Maintenance Inc	Office Supplies	37.03
07/10/2023	Amazon	Office Supplies	89.19
07/10/2023	Amazon	Office Supplies	299.00
07/17/2023	STAPLES	Office Supplies	20.03
07/19/2023	WALMART	Office Supplies	40.99
07/19/2023	Amazon	Office Supplies	17.30
07/19/2023	Amazon	Office Supplies	17.30
07/19/2023	Amazon	Office Supplies	6.99
07/19/2023	Amazon	Office Supplies	6.99
07/19/2023	Amazon	Office Supplies	7.35
07/19/2023	Amazon	Office Supplies	7.35
07/19/2023	Amazon	Office Supplies	87.42
07/19/2023	Amazon	Office Supplies	87.42
07/19/2023	Amazon	Office Supplies	10.99
07/23/2023	Amazon	Office Supplies	18.18
07/23/2023	Amazon	Office Supplies	54.54
07/23/2023	Amazon	Office Supplies	22.96
07/24/2023	Amazon	Office Supplies	39.98
08/02/2023	InstantCard	ID badges	71.00
Total 6310 · Supplies			979.03
6340 · Postage			
07/26/2023	USPS	Stamps	253.10
Total 6340 · Postage			253.10
6350 · Printing			
07/10/2023	Watts Copy Systems	Printing charges	29.70
07/10/2023	Watts Copy Systems	Printing charges	29.70
08/04/2023	Watts Copy Systems	Printing charges	55.36
08/04/2023	Watts Copy Systems	Printing charges	55.36
08/04/2023	MINUTEMAN PRESS	Name Tags	18.31
08/04/2023	MINUTEMAN PRESS	Business Cards	59.99
08/04/2023	MINUTEMAN PRESS	Business Cards	39.99
08/04/2023	MINUTEMAN PRESS	Business Cards	59.99
Total 6350 · Printing			348.40
6411 · Equipment Purchase (< \$5,000)			
07/10/2023	Watts Copy Systems	Copier lease	43.73
07/10/2023	Watts Copy Systems	Copier lease	43.72
08/04/2023	Watts Copy Systems	Copier lease	43.73
08/04/2023	Watts Copy Systems	Copier lease	43.72
Total 6411 · Equipment Purchase (< \$5,000)			174.90
6421 · Bldg Repairs/Maintenance			
07/07/2023	ALEX LANDSCAPING	Lawn Care - EH	50.00
07/07/2023	ALEX LANDSCAPING	Lawn Care - CT SO	25.00
07/07/2023	ALEX LANDSCAPING	Lawn Care - CT SO	25.00
07/14/2023	JEFF TRAINOR	Grounds maintenance	25.00
07/17/2023	Johnson Hardware	Door Hardware	714.08
07/19/2023	Amazon	Family Housing Supplies	11.50
07/25/2023	ROSE HTG & A/C	205 Green HVAC Check up & Service	253.00
07/27/2023	ALEX LANDSCAPING	Lawn Care - EH	135.00

Cunningham Township
Bills and Payroll
July 4 through August 4, 2023

Date	Name	Memo	Paid Amount
07/27/2023	ALEX LANDSCAPING	Lawn Care - CTSO	50.00
07/27/2023	ALEX LANDSCAPING	Lawn Care - CTSO	50.00
07/27/2023	ALEX LANDSCAPING	Apartment Cleaning 206 1	140.00
07/27/2023	ALEX LANDSCAPING	Apartment Cleaning 206 4	100.00
07/27/2023	ALEX LANDSCAPING	Apartment Cleaning 208-2	100.00
08/04/2023	AMERICAN PEST CONTROL INC.	Pest Control Service July	15.00
08/04/2023	AMERICAN PEST CONTROL INC.	Pest Control Service July	15.00
Total 6421 · Bldg Repairs/Maintenance			1,708.58
6430 · Utilities			
07/06/2023	TING	Case manager phone	28.03
07/14/2023	U-C SANITARY DISTRICT	205 W Green 6296631	31.30
07/14/2023	U-C SANITARY DISTRICT	205 W Green 6296631	31.29
07/14/2023	U-C SANITARY DISTRICT	208 E California 6299168	75.87
07/14/2023	U-C SANITARY DISTRICT	206 E California 6299167	155.20
07/19/2023	IL AMERICAN WATER CO	CTSO May 26 -	32.82
07/19/2023	IL AMERICAN WATER CO	CTSO May 26 -	32.81
07/20/2023	GFL Environmental	Trash service California properties	113.48
07/24/2023	AMEREN ILLINOIS	205 W Green	145.06
07/24/2023	AMEREN ILLINOIS	205 W Green	145.06
07/25/2023	The New Lincoln Square LLC	Utilities Assessor's office May June	263.67
07/25/2023	DALE LEVITT DISPOSAL	Trash service Aug - Oct	75.00
07/25/2023	DALE LEVITT DISPOSAL	Trash service Aug - Oct	75.00
Total 6430 · Utilities			1,204.59
6440 · Telephone and Internet			
07/13/2023	I3 Broadband	Internet	82.47
07/13/2023	I3 Broadband	Internet	82.47
08/01/2023	VOLO	Internet	59.95
08/02/2023	Fax.Plus	Fax Service	17.99
Total 6440 · Telephone and Internet			242.88
6520 · Vehicle Maintenance			
07/06/2023	SAMS CLUB #8197	Fuel for Township Car	27.08
07/17/2023	SAMS CLUB #8197	Fuel for Township Car	23.00
07/18/2023	Speed Lube	Oil change Township car	48.95
07/24/2023	Murphy USA	Fuel for Township Car	20.01
07/26/2023	Mack's Auto Recycling	Outreach vehicle supplies	26.88
07/31/2023	SAMS CLUB #8197	Fuel for Township Car	24.00
Total 6520 · Vehicle Maintenance			169.92
6522 · Misc Expenses			
07/10/2023	COURIER CAFE	New Homeless Nonprofit meet up	119.06
07/25/2023	Hinckley Springs	Water Cooler	19.90
07/25/2023	Hinckley Springs	Water Cooler	19.90
Total 6522 · Misc Expenses			158.86
Total 6100 · ADMINISTRATION			18,865.99
6700 · PROGRAMS			
6795 · Intern/Volunteer Program			
07/07/2023	Michelle Valerio	Direct Deposit	250.00
07/07/2023	Alicia Bradley	Direct Deposit	250.00
07/07/2023	Trinity Lewis	Direct Deposit	125.00
07/21/2023	Alicia Bradley	Direct Deposit	250.00
07/21/2023	Marisol Sanchez	Direct Deposit	125.00
07/21/2023	Michelle Valerio	Direct Deposit	250.00
07/21/2023	Trinity Lewis	Direct Deposit	125.00
08/04/2023	Alicia Bradley	Direct Deposit	250.00
08/04/2023	Marisol Sanchez	Direct Deposit	125.00
08/04/2023	Michelle Valerio	Direct Deposit	250.00
08/04/2023	Trinity Lewis	Direct Deposit	125.00
Total 6795 · Intern/Volunteer Program			2,125.00
6797 · Event Expenses			

10:53 AM

08/09/23

Cash Basis

Cunningham Township
Bills and Payroll
July 4 through August 4, 2023

Date	Name	Memo	Paid Amount
07/13/2023	BIPOC FOR BETTER BIRTH	Event Sponsorship BBFW 2023	100.00
07/13/2023	WALMART	Event Supplies	147.43
07/14/2023	BENJAMIN DAVIS	Event Coordination	8.00
07/14/2023	LIZ PULIDO	Self care event vendor	50.00
07/14/2023	JESSIE MEEKS	Self care event band	300.00
07/14/2023	JAMES LOOR	Self care event vendor	50.00
07/14/2023	JANELLE PLEASURE	Self care event vendor	100.00
07/15/2023	Meijer	Gift Cards Self Care event	26.95
07/15/2023	WALMART	Gift cards self care event	74.82
07/17/2023	WALMART	Refund	-24.94
07/21/2023	RICKS BAKERY	Staff Appreciation	69.56
07/25/2023	FAMYOGA LLC	Self Care Event - Yoga instruction	100.00
07/25/2023	PIATO CAFE, INC	Self Care Event - Food	285.00
07/26/2023	LIZ PULIDO	Self care event vendor	50.00
08/04/2023	CHYNOWETH, DANIELLE	Jettie Rhodes vendor fee	40.00
Total 6797 · Event Expenses			1,376.82
Total 6700 · PROGRAMS			3,501.82
Total Expense			132,270.08
Net Ordinary Income			-18,009.51
Net Income			-18,009.51

Cash Basis

11:15 AM

08/09/23

Cash Basis

Cunningham Township
General Assistance Personal Allowances
July 4 through August 4, 2023

Date	Memo	Paid Amount
08/01/2023	8/1/23-8/31/23 GA	234.00
08/01/2023	8/1/23-8/31/23 GA	234.00
08/01/2023	8/1/23-8/31/23 GA	234.00
08/01/2023	8/1/23-8/31/23 GA	234.00
08/01/2023	8/1/23-8/31/23 GA	234.00
08/01/2023	8/1/23-8/31/23 GA	234.00
08/01/2023	8/1/23-8/31/23 GA	234.00
08/01/2023	8/1/23-8/31/23 GA	234.00
08/01/2023	8/1/23-8/31/23 GA	261.00
08/01/2023	8/1/23-8/31/23 GA	252.00
08/01/2023	8/1/23-8/31/23 GA	242.00
08/01/2023	8/1/23-8/31/23 GA	241.00
08/01/2023	8/1/23-8/31/23 GA	306.00
08/01/2023	8/1/23-8/31/23 GA-Week 1	85.00
08/01/2023	7/1/23-7/31/23 GA-Week 2	85.00
08/01/2023	7/1/23-7/31/23 GA-Week 3	85.00
08/01/2023	7/1/23-7/31/23 GA-Week 4	85.00
08/01/2023	8/1/23-8/31/23 GA	340.00
08/04/2023	Interim GA 8/1/23-8/31/23	513.33
Total 6725 · Personal Allowances (GA) Checks - Ot...		16,605.18
Total 6725 · Personal Allowances (GA) Checks		21,842.84
Total 6720 · General Assistance		21,842.84
Total 6700 · PROGRAMS		21,842.84
Total Expense		21,842.84
Net Ordinary Income		-21,842.84
Net Income		-21,842.84

11:26 AM

08/09/23

Cash Basis

Cunningham Township
Additional Assistance
 July 4 through August 4, 2023

Date	Name	Paid Amount
Ordinary Income/Expense		
Expense		
6700 · PROGRAMS		
6730 · Housing Assistance		
6736 · Street Outreach - ESG		
07/19/2023	WALMART	9.98
07/20/2023	WALMART	27.88
Total 6736 · Street Outreach - ESG		37.86
6739 · Program Utilities		
07/06/2023	IL AMERICAN WATER CO	184.95
07/06/2023	IL AMERICAN WATER CO	50.57
07/06/2023	AMEREN ILLINOIS	1,852.27
07/13/2023	AMEREN ILLINOIS	115.46
07/24/2023	AMEREN ILLINOIS	98.81
07/24/2023	AMEREN ILLINOIS	121.00
07/24/2023	AMEREN ILLINOIS	95.24
07/24/2023	AMEREN ILLINOIS	155.27
07/24/2023	AMEREN ILLINOIS	109.03
07/24/2023	AMEREN ILLINOIS	86.35
07/25/2023	AMEREN ILLINOIS	77.28
07/25/2023	AMEREN ILLINOIS	123.96
07/27/2023	IL AMERICAN WATER CO	27.03
07/27/2023	IL AMERICAN WATER CO	94.23
07/27/2023	IL AMERICAN WATER CO	54.73
07/27/2023	IL AMERICAN WATER CO	31.68
07/27/2023	IL AMERICAN WATER CO	33.33
07/27/2023	IL AMERICAN WATER CO	37.45
Total 6739 · Program Utilities		3,348.64
6732 · Rental Assistance (RA)		
07/10/2023	SUNNYCREST MANOR APARTMENT	364.00
07/10/2023	TOWN & COUNTRY APARTMENTS	788.00
07/10/2023	TOWN & COUNTRY APARTMENTS	680.00
07/10/2023	JDM Management	1,258.95
07/13/2023	ZINDARS PROPERTY MANAGEMENT	1,160.00
07/13/2023	ILLINI MANAGEMENT	1,590.00
07/13/2023	Prime Property Group	1,344.09
07/21/2023	ZINDARS PROPERTY MANAGEMENT	1,075.17
07/27/2023	TOWN & COUNTRY APARTMENTS	665.00
07/27/2023	PRAIRIE GREEN I	1,600.00
07/27/2023	SUNNYCREST MANOR APARTMENT	356.00
08/04/2023	RENT CHAMPAIGN	1,663.25
08/04/2023	WEINER COMPANIES, LTD	1,529.76
Total 6732 · Rental Assistance (RA)		14,074.22
6733 · Move-in Assistance		
07/10/2023	HOMESTEAD CORPORATION	286.00
07/27/2023	ZINDARS PROPERTY MANAGEMENT	1,901.61
08/04/2023	SHARP PAD PROPERTIES	1,200.00
Total 6733 · Move-in Assistance		3,387.61
6734 · Rapid Rehousing - ESG		
07/26/2023	DAVID MILLER	500.00
07/26/2023	URBANA ESTATES	300.00
Total 6734 · Rapid Rehousing - ESG		800.00
6735 · Emergency Housing - ESG		
07/07/2023	RODEWAY INN	1,395.00
07/07/2023	RODEWAY INN	1,395.00
07/07/2023	RODEWAY INN	315.00
07/07/2023	RODEWAY INN	1,395.00
07/07/2023	RODEWAY INN	315.00
07/07/2023	RODEWAY INN	90.00
07/07/2023	RODEWAY INN	765.00

11:26 AM

08/09/23

Cash Basis

Cunningham Township
Additional Assistance
July 4 through August 4, 2023

Date	Name	Paid Amount
07/17/2023	Red Roof Inn	455.00
07/24/2023	Red Roof Inn	455.00
07/25/2023	RODEWAY INN	585.00
07/25/2023	RODEWAY INN	1,395.00
07/25/2023	RODEWAY INN	945.00
07/25/2023	RODEWAY INN	135.00
07/25/2023	RODEWAY INN	1,395.00
07/25/2023	RODEWAY INN	360.00
07/25/2023	RODEWAY INN	45.00
07/25/2023	RODEWAY INN	180.00
07/25/2023	RODEWAY INN	585.00
07/25/2023	RODEWAY INN	225.00
07/27/2023	D & D APARTMENT RENTALS	754.00
07/31/2023	Red Roof Inn	455.00
Total 6735 · Emergency Housing - ESG		13,639.00
Total 6730 · Housing Assistance		35,287.33
6728 · Outside Services		
07/13/2023	PROPRIO LS, LLC	31.89
08/04/2023	MAATUKA AL-HEETI EMKES LLC	787.50
Total 6728 · Outside Services		819.39
6737 · Program Supplies - Other		
07/07/2023	Chemical Maintenance Inc	82.94
07/10/2023	DOLLAR TREE	131.25
07/16/2023	Amazon	37.69
07/19/2023	Amazon	29.99
07/21/2023	ROYSE & BRINKMEYER	35.00
07/24/2023	WALMART	256.96
07/25/2023	WALMART	41.28
07/27/2023	WALMART	110.73
Total 6737 · Program Supplies - Other		725.84
6738 · Food Assistance		
07/11/2023	WALMART	6.60
07/13/2023	WALMART	6.60
07/15/2023	Meijer	5.09
07/15/2023	WALMART	6.60
07/17/2023	WALMART	6.46
07/18/2023	WALMART	4.72
07/19/2023	WALMART	11.96
07/20/2023	WALMART	11.96
07/24/2023	WALMART	6.60
07/24/2023	WALMART	6.60
07/25/2023	CHANNING MURRAY FOUNDATION	760.00
07/26/2023	WALMART	17.32
07/27/2023	WALMART	14.16
07/28/2023	WALMART	9.44
07/31/2023	WALMART	4.58
08/01/2023	WALMART	9.44
Total 6738 · Food Assistance		888.13
6779 · Utility Expenses		
07/04/2023	AMEREN ILLINOIS	600.00
07/05/2023	AMEREN ILLINOIS	599.96
07/06/2023	AMEREN ILLINOIS	667.82
07/06/2023	AMEREN ILLINOIS	476.81
07/06/2023	AMEREN ILLINOIS	623.84
07/07/2023	AMEREN ILLINOIS	434.00
07/07/2023	AMEREN ILLINOIS	600.00
07/11/2023	AMEREN ILLINOIS	338.95
07/11/2023	AMEREN ILLINOIS	493.12
07/11/2023	AMEREN ILLINOIS	800.00
07/11/2023	AMEREN ILLINOIS	587.97
07/11/2023	AMEREN ILLINOIS	800.00

11:26 AM

08/09/23

Cash Basis

Cunningham Township
Additional Assistance
July 4 through August 4, 2023

Date	Name	Paid Amount
07/11/2023	AMEREN ILLINOIS	374.99
07/11/2023	AMEREN ILLINOIS	542.08
07/12/2023	AMEREN ILLINOIS	494.65
07/14/2023	AMEREN ILLINOIS	164.89
07/17/2023	AMEREN ILLINOIS	325.92
07/17/2023	AMEREN ILLINOIS	600.00
07/17/2023	AMEREN ILLINOIS	472.44
07/17/2023	U-C SANITARY DISTRICT	225.83
07/18/2023	U-C SANITARY DISTRICT	306.84
07/19/2023	AMEREN ILLINOIS	253.78
07/19/2023	IL AMERICAN WATER CO	299.17
07/20/2023	AMEREN ILLINOIS	556.87
07/21/2023	AMEREN ILLINOIS	372.02
07/25/2023	AMEREN ILLINOIS	455.51
07/25/2023	AMEREN ILLINOIS	320.56
07/25/2023	AMEREN ILLINOIS	383.21
07/25/2023	IL AMERICAN WATER CO	136.22
07/25/2023	IL AMERICAN WATER CO	169.68
07/25/2023	U-C SANITARY DISTRICT	193.83
07/26/2023	AMEREN ILLINOIS	600.00
07/28/2023	AMEREN ILLINOIS	520.00
07/28/2023	AMEREN ILLINOIS	520.21
07/28/2023	AMEREN ILLINOIS	538.57
07/28/2023	AMEREN ILLINOIS	468.93
07/28/2023	AMEREN ILLINOIS	630.00
07/31/2023	AMEREN ILLINOIS	552.01
07/31/2023	AMEREN ILLINOIS	417.00
07/31/2023	AMEREN ILLINOIS	262.42
07/31/2023	AMEREN ILLINOIS	276.33
07/31/2023	AMEREN ILLINOIS	421.17
08/01/2023	AMEREN ILLINOIS	449.35
08/01/2023	AMEREN ILLINOIS	455.83
08/01/2023	AMEREN ILLINOIS	600.00
08/01/2023	IL AMERICAN WATER CO	141.23
08/02/2023	AMEREN ILLINOIS	324.00
08/02/2023	AMEREN ILLINOIS	144.00
08/03/2023	AMEREN ILLINOIS	180.00
08/03/2023	AMEREN ILLINOIS	306.00
08/03/2023	AMEREN ILLINOIS	600.00
08/03/2023	AMEREN ILLINOIS	600.00
08/03/2023	AMEREN ILLINOIS	526.54
08/04/2023	CHYNOWETH, DANIELLE	332.00
08/04/2023	CHYNOWETH, DANIELLE	543.00
Total 6779 · Utility Expenses		24,079.55
6770 · Angel Donor Expenses		
07/07/2023	Amazon	175.99
07/10/2023	Salt and Light	66.64
07/13/2023	Urbana Free Library	81.30
07/15/2023	Amazon	128.99
07/21/2023	Instacart	45.12
07/25/2023	MTD	60.00
07/25/2023	Salt and Light	239.41
07/26/2023	ROYSE & BRINKMEYER	500.00
08/04/2023	Salt and Light	498.62
08/04/2023	Salt and Light	148.20
08/04/2023	Salt and Light	250.00
08/04/2023	Salt and Light	48.80
Total 6770 · Angel Donor Expenses		2,243.07
Total 6700 · PROGRAMS		64,043.31
Total Expense		64,043.31
Net Ordinary Income		-64,043.31
Net Income		-64,043.31



Cunningham Township
Danielle Chynoweth, Supervisor
205 WEST GREEN ST • URBANA, IL 61801
(217) 384-4144 • FAX: (217) 367-7063
WWW.CUNNINGHAMTOWNSHIP.ORG

Cunningham Township Supervisor's Memo August 14, 2023

As July's Town Board meeting was canceled, this memo reflects activities for June and July.

Town Bills Report

- Town fund:
June expenditures: \$64,695.00 | July expenditures: \$59,981.68
- General Assistance Fund:
June expenditures: \$117,688.28 | July expenditures: \$159,874.19
- TOTAL expenditures
June expenditures: \$182,383.28 | July expenditures: \$219,855.87

INCOME SUPPORT

General Assistance

A monthly grant for Urbana residents who are disabled or out of work, alongside support to seek/train for work or apply for federal disability payments (SSI)

- In June 2023, there were...
 - 65 participants (up from 60 in May)
 - 8 participants had their case closed for July
 - 10 are homeless (unchanged since May)
 - 38 identify as male, 25 as female, and 1 non-binary, 1 unknown
 - 16 submitted applications for General Assistance (down from 21 in May)
- In July 2023, there were...
 - 63 participants (up from 63 in June)
 - 3 participants had their case closed for August
 - 11 are homeless (up from 10 in June)
 - 35 identify as male, 24 identify as female, 1 transgender female, and 1 non-binary, 2 unknown

- 26 submitted applications for General Assistance (up from 16 in June)

Education and Employment Track

As of 6/30/2023

- 17 participants
 - 13 participants are pursuing the employment track
 - 1 currently pursuing education
 - 3 medically exempt due to illness/injury

As of 7/31/2023

- 17 participants
 - 11 participants are currently pursuing the employment track
 - 1 currently pursuing education
 - 5 medically exempt due to illness/injury



Disability and Wellness Track

As of 6/30/2023

- 45 participants

As of 7/31/2023

- 45 participants (no change)
- General Assistance Help:
 - 8 participants assisted with SNAP/medical recertification
 - 1 participant assisted with housing voucher recertification
 - 1 participant assisted with recovery efforts
- Social Security Help
 - 8 participants were awarded SSI in 2023 so far.
 - 17 participants have been helped to date with submitted applications, appeal assistance, GA case management and intensive SOAR case management since September 1, 2020. Additional cases will be started this summer.
 - 8 SSI/SSDI reconsiderations have been submitted.
 - 4 participants assisted with filing for a hearing in front of an administrative law judge and locating lawyers (if needed).
 - 4 participants referred to CCHCC for SSI support
 - We're doing research to find out insurance companies that assist with SSI cases
- SOAR cohort trainings have been planned by the Illinois State Team Lead for the rest of the year. If you're interested in receiving more information about these trainings, please contact lilyia@ctso.org.

- The Illinois Statewide SOAR Coordinator will be visiting CTSO in August to network and refine our Agency's SOAR practice.
- The General Assistance team is planning meetings with partner agencies to improve services at all levels. Topics at these meetings include: access to medical services, housing stabilization services, and vocational services.

TANF Track

As of 6/30/2023

- 3 participants receiving gap funding to give them time to apply for Temporary Assistance for Needy Families (TANF)

As of 7/31/2023

- 1 participant is receiving gap funding to give them time to apply for Temporary Assistance for Needy Families (TANF)

Housing First Payments

Direct payments to subsidized housing providers to keep CTSO participants in their homes. Participants are offered this service who have trouble paying rent regularly and agree to direct payments and case management.

June Rent

- CTSO paid rent for 2 former GA participants to keep them housed.
- 12 GA participants had their rent paid from their GA check directly to their landlord.

July Rent

- CTSO paid rent for 2 former GA participants to keep them housed.
- 11 GA participants had their rent paid from their GA check directly to their landlord.

Transportation Assistance

As of 6/30/2023

- 118 annual passes at \$60 (\$7,080) – since MTD began to charge bus fare again July 2021.
- 68 DASH passes, which are free for those with disabilities who qualify (saving Township \$4,080) – since MTD began to charge bus fare again July 2021.
- 3 month-long passes in this last month – at \$20 (\$60) for participants to use while waiting for DASH.

As of 7/31/2023

- 124 annual passes at \$60 (\$7,440)
- 69 DASH passes, saving Township (\$4,140)
- 4 month-long passes at \$20 (\$80) for participants to use while waiting for DASH.

HOUSING SUPPORT

Rental Assistance

Rental assistance for Urbana households behind on rent or homeless moving into housing.

- 13 households were supported with CTSO Rental Assistance for the month of June.
- 16 households were supported with CTSO Rental Assistance for the month of July.
- Rental Assistance Application Flow:
 - April: 26
 - May: 56
 - June: 60
 - July: 65
- We budgeted \$125,000 in rental assistance for FY 23 and spent a total of \$148,279 or 118.6%.
- We increased our rental assistance budget for FY 24 to \$178,000 and have spent \$25,173 or 14.1% as of August 4, 2023.

Housing Advocacy

Housing advocacy for participants who are homeless or at risk of homelessness to access all available subsidized housing opportunities and move in.

Subsidized Housing Advocacy

- As of July 31st, 2023, 506 participants representing 296 households received help applying to subsidized housing since our advocacy program began July 1, 2020.

137 households have moved in!

Housewarming Gifts

- Housewarming gifts are entirely funded by private donations which are used to provide vouchers to formerly homeless households to buy furniture and housewares at Salt and Light in Urbana.
- 9 homeless households received housewarmings in June and July, 2023.
- 80 homeless households have been assisted with the Township Housewarming, since the program began in February, 2021.

Bridge to Home

A continuum of services for homeless residents in Champaign County.

Street Outreach

Services include food, transportation to services, weather appropriate clothing and engagement events.

- Members of the public are encouraged to call CTSO for wellness checks on residents who may be homeless.
- 24 individuals representing 22 households were served with street outreach in the month of June.
- 26 individuals representing 24 households were served with street outreach in the month of July.

School Outreach

Housing Case Manager who takes referrals from USD 116 and Crisis Nursery and screens for services (rental assistance, emergency housing, income assistance, food and other needs).

- Total Referrals: 93 families (since program start 4/21/22)
- 11 families referred in June and July

Emergency Housing - Hotel

If no other shelter option exists, short term emergency housing will be considered as long as the resident is meeting with a case manager, pursuing goals, and seeking permanent housing.

- Last month 5 households (5 individuals) were sheltered in a hotel.
- All community shelters remain full most nights, for both men and women.
- CU at Home is moving men from 70 E. Washington to 410 W. Springfield in Urbana, opening up more beds at Strides, our community low barrier shelter.

Rapid Rehousing

CTSO provides housing stabilization and up to 12 months of rent for literally homeless individuals and families in Champaign County, referred by Centralized Intake for the Homeless.

- CTSO submitted a FY24 ESG grant in May, to the State and is in the process of finalizing a Uniform Grant Agreement
- 1 household – a mother with two young children moved into their new home in February and are working on ramping up their household income.
- 1 household– a mother with two young children moved into their new home in April. They are thriving and enjoying the support of their new community.

- 1 household - a mother and children - are actively looking for housing options.

Emergency Housing for Urbana families

Emergency Housing for families with children in Urbana schools of Crisis Nursery or residents with disabilities who are referred from CU at Home.

- Total served: 72 households including 81 adults and 133 children with a total of 214 people served (since July 2020)
- In June and July we served a total of 9 families.
 - 4 families exited our program in June. 1 moved into subsidized housing, 1 transferred to ESF, 1 family transitioned to family and friends, and 1 family exited unsheltered.
 - In July we had 1 family exit to another program for services.
- We are currently serving 5 families with a total of 7 children
- We currently have 1 family pending transfer from ESF.
- We anticipate August will see a jump in referrals as school starts.

UTILITY SUPPORT

Utility Support

Utility bill support for Urbana residents who face shut offs.

- LIHEAP is closed for the season. Utility bills have jumped with an increase in electricity costs.
 - 63 households supported with utility assistance in June
 - 41 households supported with utility assistance in July
- 321 households (\$126,779) served from November 2020 through July 2023.
 - 125 households (\$53,965) served from Jan. 1, 2023 through July 31, 2023.
- Thanks to Urbana HHI funds, CTSO has been able to continue to keep the power on for families who may otherwise face condemnation or eviction for loss of power.



Digital Inclusion Campaign

A campaign to supply low income Urbana residents with smartphones, computers, tablets, and internet access.

- Distributed to date
 - #Total of benefits: 497
 - # Smart Phones and Lifeline service: 437

- # Internet benefits: 18
- # Laptops/tablets: 80
- Co-produced a DCEO Digital Equity Capacity Kickstarter Program grant with the UI Community Data Clinic and UC2B with pass through funds for CTSO equaling \$23,127 to supporting laptop distribution and digital navigation training for CTSO participants.

OTHER TANGIBLE NEEDS SUPPORT

Angel Donor Funds

Township facilitates Neighbors Helping Neighbors through tax deductible [charitable donations](#) made to our Angel Donor Fund program. 100% of all donated funds support the unmet needs of local residents and go directly to secure food, clothing, housing, power, transportation or other tangible needs on behalf of residents.

- Over the last several months, in addition to utility and transportation support, we were able to use Angel Donor funds to purchase copies of birth certificates, housewarmngs, grocery carts, walking canes, diapers, planners, coats, work clothes, food, a wheel chair rental and a space heater for our neighbors in need.
- Total Angel Donor funds received through July since December 21, 2018: \$276,115
- Total Angel Donor funds received in FY23: \$44,482
- Total Angel Donor funds received in this fiscal year since July 1, 2023: \$4,592
- Total Angel Donor funds received through July designated as LGBTQ: \$5,223

FOOD SUPPORT

Bucket Brigade Food Delivery Service

A collaboration with The Hope Center, Wesley Food Pantry, Channing Murray Foundation, and United Way to provide a free weekly food pantry delivery service to low-income residents in Urbana who are unable to access walk-in food pantries.

- Food delivery is meant to be a temporary service to residents while CTSO works with residents to address underlying causes of food insecurity.
- Given that the additional \$92 of SNAP benefits provided during the COVID pandemic ended February 28, 2023, more people are experiencing food insecurity.
- In the month of June, we served 76 households

- 50 households served by Hope Center
- 15 homeless households received “hotel packs” from Channing Murray
- 11 households served by Wesley Food pantry through RIDE United
- In total, the Bucket Brigade serviced:
 - 139 adults
 - 85 children
- **In the month of July, we served 80 households**
 - 58 households served by Hope Center (did not operate the week of July 4th)
 - 13 homeless households received “hotel packs” from Channing Murray
 - 9 households served by Wesley Food Pantry through RIDE United
 - In total, Bucket Brigade serviced:
 - 93 adults
 - 30 children
- As of May 2023, the office has created a more in depth tracking spreadsheet, to further evaluate the types of assistance we are providing to our participants. We will be able to track:
 - Bucket Brigade deliveries from all partners
 - Food assistance provided directly from the office pantry
 - CTSO Food guides sent/given out
 - Assistance with SNAP application
 - Referrals coming from other agencies
 - And more!
- **Some interesting statistics from this tracking data:**
 - **June**
 - We assisted 12 individuals on our front porch experiencing immediate food need
 - Received 17 referrals from partner organizations
 - Carle
 - PACE
 - Connected 8 households with Food Access Guides and/or connected them with other food pantries.
 - Provided 6 households with access to pet food! (A new extension of services provided by CMF and the University of Illinois)
 - **July**
 - Assisted 16 individuals on our front porch experiencing immediate food need
 - Received 20 referrals from Partner Organizations
 - Carle

- PACE
- Planned Parenthood
- Urbana Free Library
- Channing Murray Foundation
- Connected 10 households with Food Access Guides and/or connected them with other food pantries.
- **Since June 1, 2023, CTSO has served 227 households with food deliveries and door service!**

Self Care Fair

July 14th, CTSO hosted its annual Self Care Fair with over 150 in attendance. The Fair is designed to connect local residents to various modalities of health and wellness and show that “self care” should be available for all, not just those who can afford it. (Photos by Sam Schnelle)

Self-care Fair at Township Garden

205 W. Green Street, Fri. July 14 * 4-6pm

Everything is Free!

Come join us for the self care fair at Township's Solidarity Gardens for free self care activities!

- Food by Plato's Catering
- Live R&B music by Razor Sharp
- Massage by Liz Pulido
- Dance by Janelle Pleasure
- Urbana Acupuncture
- Haircuts by Beard Culture & H2O Salon
- Tablets/Phones by MaxSip Wireless
- Kid Activities by Urbana Free Library
- BIPOC for Better Birth
- Yoga by FamYoga
- Info about rent, food, utility assistance
- Gifted Academies Junior Hair Braiders

Contact:
205 West Green Street, Urbana, Illinois 61801
217.384.4144 | info@cunninghamtownship.org

Logos at the bottom: Urbana Free Library, Cunningham Township, and other community partners.







CTSO and area shelters are reporting problems accessing drivers licenses/ID for residents at Champaign DMV. Cunningham Township's Supervisor escalated to Secretary of State, whose office [originally stated walk-ins were now welcome](#) and then [quickly reversed that position, making Champaign's DMV appointment only](#). Representative Ammons and Senator Faraci organized a [Mobile DMV](#) event at City Hall for August 4th, but the issue is ongoing. Homeless residents, seniors, and those with disabilities need walk in hours at the DMV. Make your voice heard: <https://www.ilsos.gov> or 800-252-8980. See attached letter



Cunningham Township

Danielle Chynoweth, Supervisor

205 WEST GREEN ST • URBANA, IL 61801

(217) 384-4144 • FAX: (217) 367-7063

WWW.CUNNINGHAMTOWNSHIP.ORG

June 16, 2023

Dear Secretary of State Giannoulas
Cc. Rep. Ammons and Rep. Faraci

I write as the Supervisor of Cunningham Township, which serves hundreds of homeless individuals and families every year with street outreach, emergency housing, and support moving into permanent housing.

I am writing to ask for you to intervene to ensure the Champaign Department of Motor Vehicles Office is a functional, accessible office open to all residents.

I am particularly concerned that the Champaign DMV remains non-functional for homeless residents and their service providers. It has been for years and continues this way after the official end of the pandemic.

Homeless residents regularly require updated IDs as they lack a secure place to store their belongings, which are often thrown away or stolen. An ID is a requirement to access housing vouchers, LINK, and other forms of assistance.

For years now, the Champaign DMV has required an online appointment to access IDs and other services – this has continued in practice after the official end of the pandemic.

Many of our participants lack internet/phone access and digital literacy skills to navigate systems, so our advocates help. In nearly every attempt our office has made to make an DMV appointment for a participant, there have been **none available in Champaign.**

As a result our office, and other local homeless service providers, have had to **drive participants to Rantoul**, which accepts walk-ins. This is unacceptable as the Champaign DMV is 3 miles away and Rantoul's DMV is an hour trip to and from our office.

Recently, desperate to get a homeless couple with disabilities into available housing, our Street Outreach Worker drove the couple to the Champaign DMV to have their IDs renewed. There were no people inside the DMV office being serviced at that time. They were turned away at the door because they did not have an appointment. **Our staff member then showed the DMV staff that there are no online appointments available and pointed to the empty room, after**

which they were granted an appointment. The security guard confirmed that the office is usually vacant.

Hearing this, I personally tested this two weeks ago by going to the Champaign DMV. **I was told no appointments are needed for registration, but they are required for IDs. The DMV was nearly vacant when I visited, with not a single person seated in the room.**

On top of the insufficient availability for appointments, the Cunningham Township Supervisor's Office has received several notices from participants that qualify for walk-in assistance (seniors, veterans, expectant mothers, and disabled patrons) could not receive service, or encountered rude and unwelcoming staff members.

One senior citizen we worked with reported that he attempted to attend these walk-in hours on multiple occasions but was turned away at the door and was told to make an appointment, but then was unable to get a hold of anyone at the office to schedule said appointment.

Appointment options are helpful for many residents, however, refusing services simply because they can not secure an appointment, especially when there is capacity to serve, is not acceptable and harms the most vulnerable residents of our community the most.

Thank you for your attention to this matter.



Danielle Chynoweth
Cunningham Township Supervisor

Photos of the empty Champaign DMV taken by a resident in late May:







CUNNINGHAM TOWNSHIP

FINAL BUDGET

Fiscal Year 2023 - 2024
July 1, 2023 - June 30, 2024

Cunningham Township
205 West Green Street
Urbana, Illinois 61801

CUNNINGHAM TOWNSHIP DRAFT BUDGET

Fiscal Year 2023 - 2024
July 01, 2023 - June 30, 2024

Cunningham Township
205 West Green Street
Urbana, Illinois 61801
(217) 384-4144
Supervisor@cunninghamtownship.org

Elected Officials

Supervisor	Danielle Chynoweth
Assessor	Ivana Owna
Town Clerk	Phyllis Clark

Township Board

Diane Marlin, Chair
Maryalice Wu, Ward 1
Christopher Evans, Ward 2
Shirese Hursey, Ward 3
Jaya Kolisetty, Ward 4
Chaundra Bishop, Ward 5
Grace Wilken, Ward 6
James Quisenberry, Ward 7

Table of Contents

Memo from the Supervisor.....	4
Community Need.....	5
Assistance Programs.....	8
CTSO Impacts 2022.....	9
Bridge to Home Accomplishments.....	10
Bridge to Home Expansion.....	11
Bridge to Home Design.....	13
Partnerships.....	15
Memo from the Assessor.....	18
Ordinance No. T-2023-08-002: An Ordinance Approving the Annual Budget and Appropriation Ordinance (Fiscal year 2023-2024).....	20

Memo from the Supervisor

Dear Cunningham Township Residents and Board,

Created in 1928, the Cunningham Township is a local taxing body focused on equity. The Assessor, Supervisor, Clerk, and Town Board are elected by and accountable to the people of Urbana. Our Assessor division provides independent assessments of properties so that all property owners pay their fair share. The Cunningham Township Supervisor's Office (CTSO), is a public agency that supports local low-income residents with housing, income, education, disability, transportation, utilities, food, clothing, and communication needs. In 2022, CTSO served over 10,000 residents. We cultivate strong, trusted partnerships with other local governments, non profits, and funders to meet our goals.

My office is an agile, local office, focused on filling gaps in services. We landscape needs, collaborate with other agencies, provide funding through partnerships to fill gaps. When no partners exist to fill a gap, CTSO may help create a new program in the community, or provide that program within CTSO.

CTSO currently employs 13 FTE, 12 full time and 3 part time employees. Our diverse, multilingual staff operate assistance programs supervised by licensed Social Workers. The vast majority of our staff have lived experience with homelessness and/or accessing public aid. Currently, myself as Supervisor and Jazmine Hernandez, our Program Director, serve on the Executive Committee of Continuum of Service Providers to the Homeless. We, along with Lilyia Garcia, our General Assistance Manager, serve as Field Instructors for the University of Illinois School of Social Work.

Enclosed is the proposed budget for fiscal year 2023-2024 which shows a dramatic growth in assistance thanks to careful strategic planning and intensive grants development over the past few years. In 10 months, we have raised \$2,579,275 including \$1,923,944 in one time funding and \$655,331 in funding that is eligible for renewals. This success secures the future of Bridge to Home and has allowed us to grow from 11 FTE in FY23 to 13 FTE currently with plans in FY24 budget to grow to 14.5 FTE, as well as add additional contracted support with area agencies. We are also growing emergency and transitional housing from 16 units to 22, deepening supportive services, and extending our support to 12 months after a family has achieved independent housing. With our growth comes the need to expand office space, which we plan to do in FY24.

We owe our success to Urbana residents who voted to increase our tax levy, our tireless staff, interns and volunteers, and our community 32 partners (along with some sheer tenacity).

Together, we aim to end homelessness and hunger in Urbana.

sincerely,

Danielle Chynoweth, Supervisor

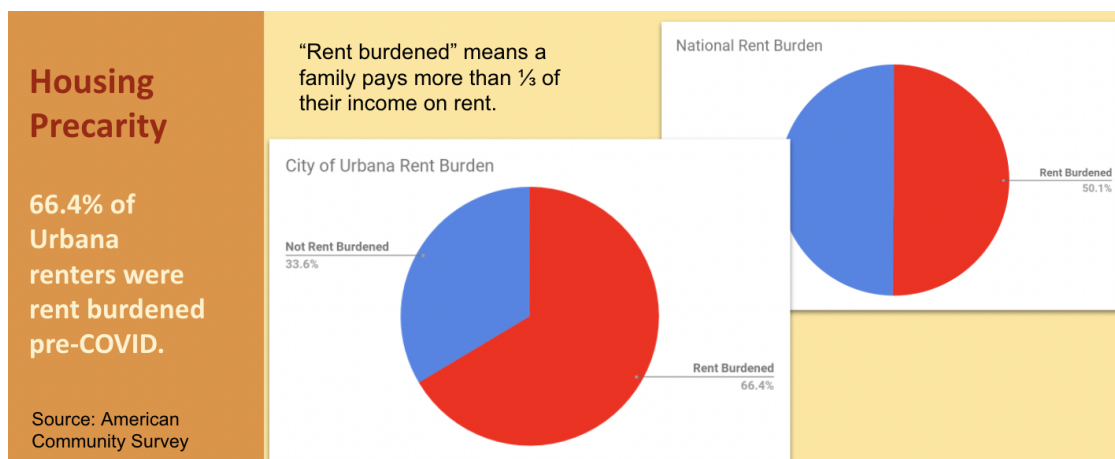
Community Need

Our community is one of contrasts – with a large and largely invisible impoverished constituency living alongside a flourishing and vibrant academic community. CTSO tracks and reports on poverty, housing, disability and other data to educate our community about trends and ensure our programs are designed to meet the most pressing needs of our community. Since 2017, I have worked with interns from Social Work, Urban Planning and other disciplines to research and report on qualitative and quantitative data on homelessness and gaps in services in Champaign County.

To date we have made over two dozen presentations including to local and state elected leaders, UI classes, and groups such as the Continuum of Service Providers to the Homeless, Human Services Council, Central Illinois Rental Property Professionals, the boards of the United Way Board, Community Foundation of East Central Illinois, and Champaign County Mental Health Board, Urbana and Sunrise Rotaries.

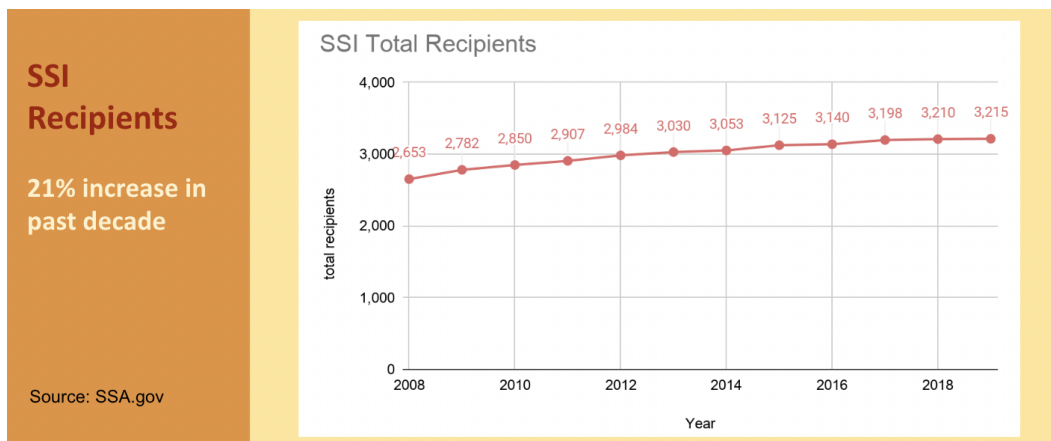
Income has not kept up with rents, leading to rent burden and risk of homelessness.

- Champaign County is a community of contrasts, with a professional class supported by a service class facing poverty wages and two lay off periods per year during University breaks. (FRED Unemployment)
- A full time worker must make >\$16.69/hour to avoid housing burden.
- To afford \$686 rent, a person must work 60 hrs/wk at minimum wage. (National Low Income Housing Coalition)
- Exacerbating this is the seasonal nature of work in Champaign-Urbana, a college town which experiences contractions in its employment market every summer and winter, increasing the chances of working families getting behind in rent.
- 66% of Urbana renters and 63% of Champaign renters were paying more than one third of their income on rent in 2019 (pre-COVID). (American Community Survey)
- ~40% of calls to 211 are for housing support. (United Way)



Residents with disabilities can't afford housing.

- ~3200 people in Champaign County live off Social Security Supplemental Income (SSI) which is a maximum of \$941/mo, well below the poverty level of \$1215/mo.
- To avoid rent burden, a resident living on SSI needs to pay no more than \$313 in rent. The lowest available rents in the county are 2-3 times this amount.
- SSI participants in the county increased by 21.2% between 2008 and 2018. (SSA.gov)
- Cunningham Township serves about 50 disabled Urbana residents awaiting disability determinations, a process that takes 2-4 years and at least one appeal. During this time, their source of income is only \$3900 per year from CTSO.
- Families with a disabled head of household have the fewest options, as most subsidized housing for people with disabilities is coupled with senior housing, and children are not allowed.



Supply of affordable & subsidized housing does not meet the demand

- Vacant rental stock has almost doubled from 6,634 units in 2005 to 12,936 in 2019 (8.2% to 13.7% vacancy rate), yet low income families can't locate housing. (American Community Survey)
- Voucher holders still face discrimination, despite a new state law, along with local laws in Champaign Urbana, making it illegal to deny a tenant due to source of income.
- In April, 2023, HACC had 243 unused tenant based vouchers (out of 1173) – many of these are households looking for a place to live. (Housing Authority of Champaign County)
- The need for rental subsidies greatly outstrips availability. In a mere 3 week application period, 5200+ households signed up in June 2019 for Housing Choice Vouchers. A random 1500 of these applicants were added to the waitlist. (HACC)

Racial Disparity in Homelessness in Champaign County

- African Americans make up about half of all people in families experiencing homelessness in the U.S., but make up only 12.4% of the U.S. population (The 2020 Annual Homeless Assessment Report to Congress, 2021).
- Homeless residents who identified as Latino accounted for 29% of the total, whereas Latinos made up about 18% of the total U.S. population.

- This racial disparity is even more stark in Champaign County, where African American residents make up 74% of the homeless population, but only 13% of the general population.
- Champaign County is listed as one of three communities in Illinois where racial disparities amongst the homeless are largest (alongside Chicago and Springfield) according to [The Illinois Plan to Prevent and End Homelessness](#).

Homelessness Women, Children, and LGBTQ+ residents face significant violence.

- Among industrial nations, the US has the largest number of homeless women and the highest number on record since the Great Depression. (The National Center on Family Homelessness).
- Intimate partner violence is the leading cause of women's homelessness.
- 92% of homeless women experience severe physical and/or sexual violence in their lifetimes.
- Transgendered homeless residents experience sexual and physical assault more often than women. Transgendered and gender nonconforming residents make up 1% of the homeless population, based on HUD statistics, but 3% CTSO's street outreach participants.
- 35% to 50% of all homeless youth identify as LGBTQ – they are 7x more likely to be victims of a crime than heterosexual homeless youth.
- An alarming number of women Township serves report a time when they had to resort to “survival sex” to secure housing – either from tenants or landlords.
- African American, Latinx, Native, disabled, and LGBTQ residents experiencing homelessness are disproportionately impacted by sexual violence. Native women are 50% more likely to be victimized by violent crime than any other ethnic group (Curtiss & George). A study of African American survivors of sexual violence concludes that “the majority (76%) attributed their rape to the riskiness of their living situations” (West, 2006)

Assistance Programs

General Assistance (Income)

The purpose of General Assistance is to provide transitional support for residents experiencing disability or unemployment in the form of a monthly grant and supportive services case management. GA participants will either seek/train for work or apply for federal disability payments (SSI/SSDI). GA is a requirement of all townships in Illinois.

Bridge to Home (Housing)

Bridge to Home program provides immediate, comprehensive services for Champaign County residents experiencing homelessness or at imminent risk of homelessness with the goal of accessing and maintaining permanent housing. Employing best practices in homeless services, Bridge to Home supports residents from homelessness through one year of stabilization in permanent housing. Our program threads together street and school outreach and assessment, homeless prevention, emergency and transitional housing, prioritized housing vouchers, and move-in assistance – with supportive services throughout.

We currently own and operate 8 private apartment units and operate additional shelter thorough landlord and hotel partnerships. The focus of our emergency housing is to serve residents unable to stay in congregate shelter: families with children, residents with disabilities or medical fragility, or those risk factors staying in shelter (e.g. LGBTQ+ residents). Households are referred from USD 116 staff or Crisis Nursery to our Housing Case Manager to screen and refer to services.

Food Assistance

Bucket Brigade Food Delivery Service is a collaboration with The Hope Center, Wesley Food Pantry, Channing Murray Foundation, and United Way to provide a free weekly food pantry delivery service to low-income residents in Urbana who are unable to access walk-in food pantries.

[Solidarity Gardens](#) grows and gathers healthy food and nourishes creative community in Urbana-Champaign by coordinating residents and 15 affiliate gardens through land access, education, events, funding, supplies, and volunteer support. Food is grown to support the growers as well as neighbors in need and is distributed through the Bucket Brigade, Daily Bread Soup Kitchen, and other venues.








Digital Inclusion Campaign (Communications)

CTSO works with Dr. Anita Chan of the Community Data Clinic and local cellular providers to supply low income Urbana residents with smartphones, computers, tablets, and internet access and provide training and support in navigating technology and applying for employment and assistance.

CTSO Impacts 2022

**Cunningham
Township
Danielle Chynoweth,
Supervisor
2022 Impacts**



Direct Assistance	Households Served
General Assistance \$247,097	108
Rental Assistance \$288,973	 222
Street Outreach \$2,530	 73
Emergency Housing \$73,770	INCLUDING 57 CHILDREN 52
Subsidized Housing \$17,925	35 
Disability [SSI] Support	11
Food Support 3,000 <small>POUNDS OF PRODUCE THROUGH SOLIDARITY GARDENS</small>	 765 1157 ADULTS 768 CHILDREN
Transportation Support \$3,176	 53
Grants to Social Service Partners \$64,404	CU TRAUMA & RESILIENCY HEALTH CARE CONSUMERS SOLA GRATIA FARMS CHANNING MURRAY FOUNDATION CU AT HOME WINTER SHELTER
Utility Support \$32,458	 65
Digital Inclusion	292
Angel Donors \$64,562	 130
www.cunninghamtownship.org 217-384-4144 • info@cunninghamtownship.org	

Bridge to Home Accomplishments

In just a few years, CTSO has dramatically changed the landscape of services to homeless residents in Champaign County, preventing or addressing homelessness for 1,260 households through Bridge to Home's various components. So far, our success story looks like this:

School Outreach

82 families with **334** people (**117** adults and **217** children) supported with homeless assessments, direct assistance and referrals. (April 2022 through May 2023).

Street Outreach

101 households who were street homeless supported (September 2021 through May 2023).

Emergency Housing for Individuals with Disabilities

45 literally homeless households with disabilities or medical fragility supported (September 2021 through May 2023).

Emergency Housing for Families

70 literally homeless families with 210 people (**79** adults and **131** children) supported. (July 2020 through May 2023). **89% of families have exited to more stable housing.**

Transitional Housing/Rapid Rehousing

15 literally homeless households supported with up to one year of tenant based rental assistance, utility support and intensive case management. (March 2021 through May 2023).

Subsidized Housing Advocacy

485 housing insecure residents representing **286** households supported to apply for subsidized housing. **130** households have successfully moved into subsidized housing. **71** households received housewarming gifts of home furnishings (July 2020 through May 2023).

Rental Assistance

562 households who were homeless or at risk of homelessness supported with back rent or move in assistance (January 2018 through May 2023).

Bridge to Home Expansion

History

Building Bridge to Home to capacity is CTSO's most pressing short-term project to achieve its broader vision. A brief history of our efforts:

- 2016: Collapse of shelter system in Champaign County due to Illinois budget crisis.
- 2017: Election of new Cunningham Township Supervisor; Majority of calls to CTSO and 211 are for housing support. CTSO joins the Continuum of Service providers to the homeless.
- 2018: CTSO convenes a county wide Emergency Family Shelter Task Force, assembles a Rental Assistance Coalition, launches a CTSO rental assistance program, and pilots a 12 month emergency shelter for families in hotels.
- 2019: Emergency Family Shelter Task Force efforts to expand emergency shelter for families with two partner agencies fall through.
- 2020: Amidst the pandemic, CTSO fundraises private dollars to expand homeless services to fill immediate gaps in the shelter system with emergency hotel rooms for families, individuals with disabilities, and COVID positive or medically fragile residents.
- 2020: Plan to build the capacity of our Bridge to Home program to fill essential gaps in the services for homeless and housing insecure residents.
- 2020: CTSO secures \$272,810 in ESG-CV 1 & 2 funding for Bridge to Home.
- 2020: Voters approve (by 64%) a referendum to increase Township's Assistance Levy to support expanded services, costing \$3 more per month per household and raising about \$600,000 in new assistance funds.
- 2021: CTSO acquires 8 units in downtown Urbana for Emergency Housing for Families.
- 2021-2023: CTSO secures ESG funds (\$36,678 FY22, \$103,622 FY23, \$122,032 FY24)
- 2022: Urbana School District 116 funds 1 year of Homeless Assessment with a Housing Case Manager in Urbana Schools with temporary COVID funds.
- 2023: Housing Authority of Champaign County awards CTSO 10 vouchers per year for homeless families.
- 2023: CTSO secures City ARPA and HOME ARP funds for Bridge to Home expansion focused on increased rental assistance and housing navigation and supportive services.
- 2023: FY24 State Budget includes \$500,000 in DCEO Capital Improvement spending for CTSO's Bridge to Home for program and office space.
- 2023: CTSO is a finalist for a grant to IDHS EH TH to build the capacity of Bridge to Home program.
- 2023: County pledges \$350,000 towards Bridge to Home with ARPA funds.

Grants

To date, CTSO has raised \$2,579,275 including \$1,923,944 in time bound funding and \$655,331 in funding that is eligible for renewals. This success secures the future of Bridge to Home and has allowed us to grow from 11 FTE in FY23 to 13 FTE currently with plans in FY24 budget to grow to 14.5 FTE, as well as add additional contracted support with area agencies.

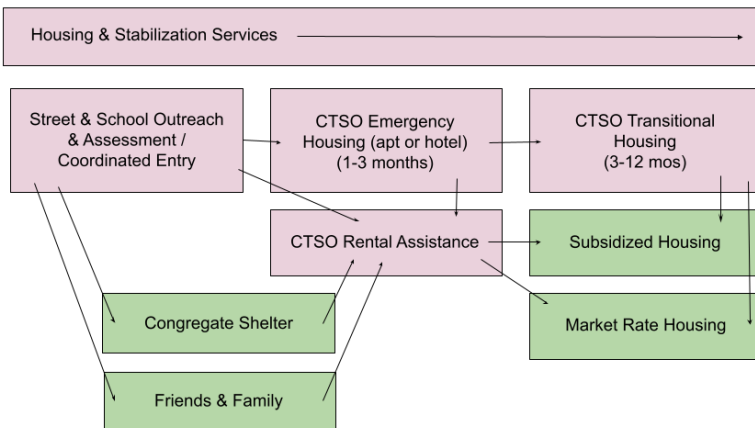
Grantor	Total Award	Focus	Timeframe
City of Urbana ARPA	\$658,838	Facilities & Program	April 1, 2023-Dec 31, 2026
Urbana HHI (HOME ARP)	\$375,000	Program	Feb 1, 2023-June 30, 2024
Champaign HHI	\$40,106	Street Outreach Vehicle	Feb 1, 2023-Dec 31, 2024
IL IDHS Emergency Solutions	\$125,331	Program	July 1, 2024-June 30, 2025
IL DCEO Capital Grant	\$500,000	Facilities	July 1, 2023-June 30, 2024
IL IDHS Emergency/Transitional Housing	\$530,000	Program	Sept 1, 2023-June 30, 2024
Champaign County ARPA	\$350,000	Facilities & Program	April 1, 2023-Dec 31, 2026
TOTAL	\$2,579,275		

Private donations

Private donations, through the Angel Donor fund, have been and are key to filling gaps in services that are not covered by specific programs or grants. Township facilitates Neighbors Helping Neighbors through tax deductible charitable donations made to our Angel Donor Fund program. 100% of all donated funds support the unmet needs of local residents and go directly to secure food, clothing, housing, power, transportation or other tangible needs on behalf of residents. Total Angel Donor funds received through December 21, 2018 through May 30, 2023: \$266,321.

Bridge to Home Design

The graphic below shows Bridge to Home components in the ecosystem of support. Items in pink are provided by CTSO.



Street Outreach & Assessment

CTSO locates and supports actively unsheltered residents – through contact with concerned residents, health care professionals, emergency responders, school staff, and community businesses and organizations, as well as visiting areas where unsheltered residents often dwell.

- **SERVICES:**

- **Assessment & Immediate Needs:** food, blankets, clothing, phones, toiletries, crisis services;
- **Shelter Referral:** help accessing emergency shelter or in-patient services.
- **Transportation Help:** MTD, bus to family, transport to detox/mental health/medical facility;
- **Housing Services:** Link willing residents to go through coordinated entry;
- **Referrals/Accompaniment:** Referrals to Township Emergency Housing, General Assistance or Move-in Rental Assistance, health care, disability assistance, and/or referrals to other agencies. Provide and support Medicaid/TANF/SNAP applications.

School Outreach & Assessment

Housing Case Manager to support families with children who are facing homelessness and housing insecurity.

- **SERVICES:** receive referrals, make assessments, create plans, secure food needs, refer to all available programs. Provide Medicaid/TANF/SNAP applications.

Emergency Housing (1-3 months)

CTSO offers short term emergency housing, if no other shelter option exists, as long as the resident is meeting with a case manager, pursuing goals, and seeking permanent housing.

- **SERVICES:** Emergency Housing participants receive up to 3 months of housing, weekly case management guided by a individual service plan, food assistance (at least one meal a day per person), transportation support, support applying for General Assistance or Rental Assistance, support applying for and locating permanent housing options, support requesting vital documents, connection to substance abuse, rape crisis, or mental health counseling, referrals to other support such as Medicaid, SNAP and TANF. After hours support and evening case management is available if needed.

Transitional Housing (4-12 months)

Emergency Shelter participants (individuals or families) who need more time to access independent housing will be considered for transitional housing as long as the resident is meeting with a case manager, pursuing goals, saving towards future housing expenses, and seeking permanent housing. Residents typically remain in the unit they used for emergency housing as they move to transitional housing status to minimize disruption.

- **SERVICES:** Transitional Housing participants receive 4-12 months of housing, a continuity of case management guided by a individual service plan, support applying for and locating permanent housing options, connection to substance abuse recovery services, rape crisis services, or mental health counseling, referrals to other support. After hours support and evening case management is available if needed.

Rapid Rehousing (3-12 months)

Rapid Rehousing moves residents from literal homelessness into independent housing with up to 12 months of support with rent, utilities, income enhancement, and supportive services. Household must prepare a plan with their case manager to have sufficient income to live independently within 12 months. Tenant based rental assistance tapers off over time to move participants towards independence at the end of the program.

- **SERVICES:** Housing identification, support paying for rental application fees and security deposit, landlord incentives, TBRA for 3-12 months, utility assistance, support obtaining landlord mediation and credit repair services, case management and referrals to other programs.

Homeless Prevention Through Rental Assistance (1-4 months)

Move-In Rental Assistance to stabilize and support households who are homeless, at risk of homelessness, or unstably housed (McKinney Vento definition). It is meant to divert from Emergency Housing households with income (including new employment) who need more support up front for success. This program may be combined with Housing Navigation and Supportive Services, as needed (see below).

- **SERVICES:** 1-4 months of deposit/rental assistance.

Housing Navigation and Supportive Services (up to 12 months)

Expanded support with housing navigation while homelessness, and supportive services up

to 12 months after placement in permanent housing, as needed.

- **SERVICES:** Help gathering documents, applying for housing subsidies, seeking housing options, Housewarming gifts as Salt and Light store credit to purchase housewares, moving in, regular check-ins, support remaining employed or getting help with SSI applications, support with budgeting and staying up to date with rent and utilities, medical navigation, and other supports as needed.

Partnerships

Continuum of Service Providers to the Homeless

Provides a convening and coordinating body, funding recommendations, and referrals for services. (CTSO's Supervisor serves on the CSPH Executive Committee)

Champaign County Health Care Consumers

Provides Medicaid, TANF, SNAP, health care, and prescription drug navigation and direct assistance via a contract with CTSC. (via MOU)

Champaign County Regional Planning Commission

Provides and receives referrals for emergency housing and rapid rehousing. Partner in Rental Assistance Coalition.

Champaign Urbana Public Health District

Provides health care, immigrant services connections, and well baby/reproductive health services. Serves on LGTB+ Advisory Committee.

City of Champaign

Providing ARPA funds for a homeless street outreach vehicle.

City of Champaign Township

Coordinates in providing emergency housing, referring residents who can not stay in congregate shelter.

City of Urbana

Providing HOME ARPA funds for 2023-202 with a focus on rental assistance.

Crisis Nursery

Provides referrals, crisis child care, and support applying for child care. (via MOU)

CU at Home

Two way referrals for services.

CU Trauma and Resiliency Initiative

Provides staff training. Supports families impacted by community and gun violence via contract with CTSO. (via MOU)

Gender and Sexuality Resource Center (GSRC)

Provides events and services for LGBTQ+ participants. Serves on LGTB+ Advisory Committee.

Hope Center

Provides food pantry items for CTSO's Bucket Brigade food delivery service.

Housing Authority of Champaign County

Provides Sponsor Based Housing Voucher via referrals from CSPH. CTSO provides supportive case management for residents at Pinewood. (via MOU)

Illinois DHS

Emergency Solutions Grant provider.

Illinois DCEO

Grant for property acquisition and renovation for Bridge to Home in FY24 State of Illinois Budget.

Refugee Center

Provides language, legal, and logistical support for refugee participants.

Unitarian-Universalist Church of Urbana Champaign and the LGBTQ Welcome Team

Helps LGBTQ+ participants navigate shelter options as it relates to safety and affirming identity. Serves on LGTB+ Advisory Committee.

United Way of Champaign County

Provides delivery of food and toiletries via its program Ride United.

Uniting Pride of Champaign County (UP Center)

Provides peer groups, referrals for counseling, events, and other services for LGBTQ+ participants, training for CTSO staff, and serves on LGTB+ Advisory Committee.

University YMCA of the University of Illinois

Provides language, legal, and logistical support for immigrant participants.

Urbana School District 116

Close collaborator. Provides referrals, office space at the schools, and funding in FY23. CTSO provides a Housing Case Manager to support USD families. (via MOU)

This tentative budget must be available for inspection for at least 30 days before the Budget and Appropriation Ordinance can be adopted by the Township Board. The board designated this document as the tentative budget at the May 8, 2023 meeting and I am requesting a final vote on August 14, 2023 which allowed CTSO to secure pending grants while meeting the deadline. The Budget and Appropriation Ordinance must be adopted within the first three months of the fiscal year or no later than September 30, 2023.

Sincerely,

A handwritten signature in blue ink, reading "Danielle Chynoweth". The signature is fluid and cursive, with a large, stylized "D" at the beginning and a long, sweeping underline.

Danielle Chynoweth

Cunningham Township Supervisor

Memo from the Assessor

August 14, 2023

Fiscal Year 2024 will be notable for the Cunningham Township Assessor's Office in that it falls during a quadrennial reassessment year. The quadrennial reassessment year (also referred to as the 'quad year'), occurs every four years, and requires that all properties within our township be reassessed during that tax year. Given that the quadrennial year impels a substantial workload, I stress the importance of ensuring we have all of the necessary resources to reassess the township in the most fair, effective, and equitable ways we can.

In addition to the reassessment year approaching, our office has also needed to manage a change in assessorship that has subsequently prompted the need to re-evaluate the roles and responsibilities of everyone currently employed. I have conducted salary studies, and implemented a new salary scale that increases the salaries budget by 19% to remain competitive in this tight job market. The special skills and education each employee brings to the office, as well as the roles they will have during FY24 has been accounted for in the proposed salary budget increase. It is often easy to fill entry-level positions at an assessor's office, but occupying more advanced roles requires having extensive academic instruction in the field of property tax, practical background knowledge, and certifications. It can be extremely difficult to outsource experienced employees to small/medium jurisdictions like ours, so it is integral that we remain competitive in our salary offerings to ensure our staff is adequately compensated for their contributions to our township.

The health insurance budget will necessitate an increase given that four people will be receiving health insurance through our office in FY24, whereas in FY23, there were only two. We've also discovered several areas to significantly reduce expenses as well, such as with budget lines IMRF, Unemployment, and Dues and Subscriptions.

Our computer services/software budget will primarily remain the same for the upcoming fiscal year, with a small increase of about 11% in this line to accommodate for the multi-year Costar contract signed during FY23. I also slightly increased the rent budget to accommodate our renewed lease with our unit in Lincoln Square Mall. The remaining budget increase stems from the lines: appraisals, printing, and miscellaneous expenses. As previously mentioned, our quadrennial reassessment year is in 2024, and there are inevitable added expenses in the way of appraisals and printing during this time.

I have reason to believe that we will need to conduct appraisals for several commercial properties who have the financial ability to contest us if there is disagreement with their values. Having this substantial budget will give us recourse in validating our opinions of value with the strong evidence appraisals provide. There is also a need for an increase in the printing budget, as we will have to mail at least one document to each parcel number in the township, totalling just around 11,000 parcels.

Between the increase from the appraisals budget (\$11,000 increase from FY23), the printing budget (\$8,000 increase from FY23), and the miscellaneous expenses budget (\$1,000 increase from FY23)- this totals a \$20,000 increase. This \$20,000 increase is temporary (only for FY24),

and is specifically to account for the imminent projected expenses from the quadrennial reassessment year. This \$20,000 will be removed from all three affected lines in FY25, as this is a one-time budget increase that is only necessary to complete our duties during this upcoming year.

Overall, our budget has increased by about 3.82%- however, the predominant cause of this increase is from the temporary quadrennial year expenses, which account for the entire effective increase of the FY24 budget.. If we are to extract the temporary \$20,000 increase from our total increase in requested value for FY24, we are left with approximately \$498,000 for our total expenses- which is actually about \$1,000 less than the budget for FY23.

This percentage increase can be used as a rough estimate for how the FY25 budget may look, which is a considerable decrease overall to the assessor budget over the last few years. Thank you all for the opportunity to propose this budget for FY24.

Sincerely,

Ivana Owona
Cunningham Township Assessor

Ordinance No. T-2023-08-002: An Ordinance Approving the Annual Budget and Appropriation Ordinance (Fiscal year 2023-2024)

WHEREAS all legal requirements have been complied with: Now therefore be it ordained by the Township Board of the Town of Cunningham, County of Champaign, State of Illinois, in meeting assembled as follows:

That the fiscal year of this Town is hereby fixed and declared to be from July 1, 2023 - June 30, 2024;
That the following budget, incorporated herein, containing an estimate of receipt of the Town and General Assistance funds, is hereby adopted as the budget of this Town and General Assistance funds, and shall be in full force and effect from and after this date;

That there is an estimate of the beginning balance of July 1, 2023 in the amount of

Town Fund	\$2,500,000
General Assistance Fund	\$1,700,000
Total All Funds	\$4,200,000

That the estimate of cash to be received during the Fiscal year, from all sources is

Town Fund	\$1,436,644
General Assistance Fund	\$2,598,646
Total All Funds	\$4,035,290

That the estimate of expenses for each of the aforementioned funds is

Town Fund	\$1,414,028
General Assistance Fund	\$2,026,430
Total All Funds	\$3,440,458

That the ending balance at the end of the Fiscal Year, June 30, 2024 is estimated to be

Town Fund	\$2,522,616
General Assistance Fund	\$2,272,217
Total All Funds	\$4,794,833

That the following budget is the Annual Appropriation Ordinance of this Town, passed by the Township Board of the Town of Cunningham as required by law, and shall be in full force and effect from and after this date. Adopted on August 14, 2023 by the Township Board of the Town of Cunningham in the County of Champaign, State of Illinois, in meeting assembled.

Phyllis Clark, Township Clerk	Date	Diane Marlin, Township Chair	Date
-------------------------------	------	------------------------------	------

**ORDINANCE NO. T-2023-08-003 AN ORDINANCE APPROVING THE CUNNINGHAM TOWNSHIP ANNUAL
BUDGET - FISCAL YEAR 2022-2023 (REVISED)**

WHEREAS all legal requirements have been complied with: Now therefore be it ordained by the Township Board of the Town of Cunningham, County of Champaign, State of Illinois, in meeting assembled as follows:

That the fiscal year of this Town is hereby fixed and declared to be from July 1, 2022 - June 30, 2023;
That the following budget, incorporated herein, containing an estimate of receipt of the Town and General Assistance funds, is hereby adopted as the budget of this Town and General Assistance funds, and shall be in full force and effect from and after this date;

That there is an estimate of the beginning balance of July 1, 2022 in the amount of	
Town Fund	\$882,781
General Assistance Fund	\$1,328,322
Total All Funds	\$2,211,103
That the estimate of cash to be received during FY 23, from all sources is	
Town Fund	\$883,270
General Assistance Fund	\$1,456,705
Total All Funds	\$2,339,975
That the estimate of expenses in FY 23 for each of the aforementioned funds is	
Town Fund	\$690,503
General Assistance Fund	\$1,229,318
Total All Funds	\$1,919,821
That the ending balance at the end of the Fiscal Year, June 30, 2023 is estimated to be	
Town Fund	\$1,075,548
General Assistance Fund	\$1,555,709
Total All Funds	\$2,631,257

That the following budget is the Annual Appropriation Ordinance of this Town, passed by the Township Board of the Town of Cunningham as required by law, and shall be in full force and effect from and after this date. Adopted on September 11, 2023 by the Township Board of the Town of Cunningham in the County of Champaign, State of Illinois, in meeting assembled.

Phyllis Clark, Township Clerk

Date

Diane Marlin, Township Chair

Date

Cunningham Township FY 23 BUDGET

July 2022 through June 2023

Cash Basis

	Supervisor Unrestri... (Town Fund)	Assessor Unrestri... (Town Fund)	Total Town Fund	GA Fund	TOTAL
Ordinary Income/Expense					
Income					
4009 · TAXES					
4010 · Property Tax - Current Year	812,440.94	0.00	812,440.94	1,039,069.06	1,851,510.00
4012 · PPRT - Personal Property Tax	46,654.32	0.00	46,654.32	46,654.36	93,308.68
Total 4009 · TAXES	859,095.26	0.00	859,095.26	1,085,723.42	1,944,818.68
4020 · GRANTS AND REIMBURSEMENTS					
4023 · State of Illinois DHS	0.00	0.00	0.00	179,177.85	179,177.85
4026 · USD116 Grant	0.00	0.00	0.00	82,217.08	82,217.08
4020 · GRANTS AND REIMBURSEMENTS - Other	0.00	0.00	0.00	30,164.24	30,164.24
Total 4020 · GRANTS AND REIMBURSEMENTS	0.00	0.00	0.00	291,559.17	291,559.17
4030 · SSI Reimbursements	0.00	0.00	0.00	9,747.58	9,747.58
4035 · DONATIONS AND GIFTS					
4036 · Solidarity Gardens CU	0.00	0.00	0.00	565.02	565.02
4038 · Angel Donor - Paypal	0.00	0.00	0.00	20,237.88	20,237.88
4039 · Angel Donor - Cash and Checks	0.00	0.00	0.00	24,244.54	24,244.54
Total 4035 · DONATIONS AND GIFTS	0.00	0.00	0.00	45,047.44	45,047.44
4045 · Program Fees	0.00	0.00	0.00	360.00	360.00
4050 · OTHER INCOME					
4040 · Misc Income	740.00	0.00	740.00	833.00	1,573.00
4041 · Interest Income	23,434.71	0.00	23,434.71	23,434.77	46,869.48
Total 4050 · OTHER INCOME	24,174.71	0.00	24,174.71	24,267.77	48,442.48
Total Income	883,269.97	0.00	883,269.97	1,456,705.38	2,339,975.35
Gross Profit	883,269.97	0.00	883,269.97	1,456,705.38	2,339,975.35
Expense					
6000 · PERSONNEL					
6010 · SUPERVISOR'S SALARY	69,550.00	0.00	69,550.00	0.00	69,550.00
6011 · ASSESSOR'S SALARY	0.00	69,550.00	69,550.00	0.00	69,550.00
6012 · CLERK'S SALARY	3,755.96	0.00	3,755.96	0.00	3,755.96
6013 · SALARIES - OTHERS	48,858.54	159,930.52	208,789.06	350,999.10	559,788.16
6014 · PERSONNEL- OTHER	0.00	20,020.00	20,020.00	0.00	20,020.00
6020 · BOARD'S SALARY	4,900.00	0.00	4,900.00	0.00	4,900.00
Total 6000 · PERSONNEL	127,064.50	249,500.52	376,565.02	350,999.10	727,564.12
6030 · PERSONNEL OTHER EXPENSES					
6009 · PAYROLL EXPENSES	166.25	250.25	416.50	633.50	1,050.00
6040 · HEALTH INSURANCE	30,374.72	13,041.57	43,416.29	65,920.03	109,336.32
6050 · IMRF	2,443.31	2,347.84	4,791.15	6,836.95	11,628.10
6060 · FICA	9,585.39	18,716.54	28,301.93	27,317.30	55,619.23
6070 · UNEMPLOYMENT COMP INS	162.88	576.07	738.95	1,542.67	2,281.62
Total 6030 · PERSONNEL OTHER EXPENSES	42,732.55	34,932.27	77,664.82	102,250.45	179,915.27
6100 · ADMINISTRATION					
6110 · Training	0.00	19,097.39	19,097.39	1,943.15	21,040.54
6120 · Travel	0.00	110.44	110.44	781.19	891.63
6210 · Legal	8,100.00	21,345.00	29,445.00	9,450.00	38,895.00
6215 · Admin Services	5,113.21	8,697.05	13,810.26	3,246.03	17,056.29
6220 · Audit Services	9,260.00	0.00	9,260.00	0.00	9,260.00
6230 · Dues and Subscriptions	1,711.06	2,484.38	4,195.44	240.00	4,435.44
6240 · Computer Service/Software	3,042.92	23,678.84	26,721.76	7,749.82	34,471.58
6260 · General Insurance	-1,628.67	0.00	-1,628.67	3,697.67	2,069.00
6270 · Appraisals	0.00	32,194.50	32,194.50	0.00	32,194.50
6283 · Janitorial	2,550.00	4,200.00	6,750.00	3,027.50	9,777.50
6310 · Supplies	2,858.48	1,691.59	4,550.07	15,899.02	20,449.09
6340 · Postage	54.40	235.52	289.92	915.46	1,205.38
6350 · Printing	318.00	1,000.00	1,318.00	1,722.18	3,040.18
6351 · Publishing	1,096.75	0.00	1,096.75	0.00	1,096.75
6411 · Equipment Purchase (< \$5,000)	1,728.22	8,954.89	10,683.11	17,110.71	27,793.82
6421 · Bldg Repairs/Maintenance					
6422 · Repairs Reimbursements	52.72	0.00	52.72	3,008.53	3,061.25
6421 · Bldg Repairs/Maintenance - Other	2,871.09	0.00	2,871.09	34,628.96	37,500.05
Total 6421 · Bldg Repairs/Maintenance	2,923.81	0.00	2,923.81	37,637.49	40,561.30
6429 · Property Acquisition/Rent	0.00	12,000.00	12,000.00	1.00	12,001.00
6430 · Utilities	3,094.04	2,003.55	5,097.59	25,106.49	30,204.08
6440 · Telephone and Internet	2,526.96	2,457.72	4,984.68	3,185.10	8,169.78
6520 · Vehicle Maintenance	105.01	0.00	105.01	3,931.11	4,036.12
6522 · Misc Expenses	1,235.05	-5.85	1,229.20	-1,617.94	-388.74
Total 6100 · ADMINISTRATION	44,089.24	140,145.02	184,234.26	134,025.98	318,260.24
6700 · PROGRAMS					
6720 · General Assistance					
6725 · Personal Allowances (GA) Checks					
6726 · Housing Allow. (GA) Vendor Pay	0.00	0.00	0.00	15,048.95	15,048.95
6727 · GA Employment / Education	0.00	0.00	0.00	885.18	885.18
6725 · Personal Allowances (GA) Checks - Other	0.00	0.00	0.00	236,350.16	236,350.16

**Cunningham Township
FY 23 BUDGET**

Cash Basis

July 2022 through June 2023

	Supervisor Unrestri... (Town Fund)	Assessor Unrestri... (Town Fund)	Total Town Fund	GA Fund	TOTAL
Total 6725 · Personal Allowances (GA) Checks	0.00	0.00	0.00	252,284.29	252,284.29
Total 6720 · General Assistance	0.00	0.00	0.00	252,284.29	252,284.29
6730 · Housing Assistance					
6736 · Street Outreach - ESG	0.00	0.00	0.00	3,866.20	3,866.20
6739 · Program Utilities	0.00	0.00	0.00	144.75	144.75
6732 · Rental Assistance (RA)	0.00	0.00	0.00	137,188.29	137,188.29
6733 · Move-in Assistance	0.00	0.00	0.00	11,091.00	11,091.00
6734 · Rapid Rehousing - ESG	0.00	0.00	0.00	44,305.23	44,305.23
6735 · Emergency Housing - ESG	0.00	0.00	0.00	107,897.47	107,897.47
Total 6730 · Housing Assistance	0.00	0.00	0.00	304,492.94	304,492.94
6728 · Outside Services	0.00	0.00	0.00	3,546.54	3,546.54
6737 · Program Supplies - Other	0.00	0.00	0.00	2,218.53	2,218.53
6738 · Food Assistance	0.00	0.00	0.00	3,499.71	3,499.71
6729 · Transportation Assistance	0.00	0.00	0.00	4,225.01	4,225.01
6779 · Utility Expenses	0.00	0.00	0.00	39,995.93	39,995.93
6770 · Angel Donor Expenses	0.00	0.00	0.00	3,590.23	3,590.23
6778 · Solidarity Gardens	0.00	0.00	0.00	7,136.25	7,136.25
6795 · Intern/Volunteer Program	0.00	0.00	0.00	15,121.87	15,121.87
6797 · Event Expenses	1,368.99	0.00	1,368.99	5,931.45	7,300.44
6798 · Other Grants	50,670.01	0.00	50,670.01	0.00	50,670.01
Total 6700 · PROGRAMS	52,039.00	0.00	52,039.00	642,042.75	694,081.75
Total Expense	265,925.29	424,577.81	690,503.10	1,229,318.28	1,919,821.38
Net Ordinary Income	617,344.68	-424,577.81	192,766.87	227,387.10	420,153.97
Net Income	617,344.68	-424,577.81	192,766.87	227,387.10	420,153.97